



ROGUE WORKFORCE
PARTNERSHIP

Workforce Board Brief

Presentation for February 3, 2023

Workforce Board Meeting Agenda

Page #1

Rogue Workforce Partnership ~ Workforce Board Quarterly Meeting Agenda



February 3, 2023 • 9:00 AM to 11:00 AM In-Person Limited Seating for 6 at RWP Office (RSVP to reserve a seat), or via Zoom videoconference:

<https://us02web.zoom.us/j/7286917462> Telephone: 1+ (669) 900-6833; Meeting ID: 728 691 7462 One tap mobile +16699006833,,7286917462#

Please see the PowerPoint Briefing document attached along with this agenda in the Outlook invitation to review relevant documents & background info

Time	Agenda Item	Action Guidance Etc.	Facilitator Presenter
9:00	Welcome & Introductions (5-10m) <ul style="list-style-type: none"> RWP Members Only: Introduce Yourself & Welcome New Members Audience Members: Insert your name & organization in the chat & on Zoom Meeting Protocols: Feedback / Chat / Q&A Protocol 	Introductions	Mike Donnelly Heather Stafford
9:10	Consent Agenda (5m) The consent agenda groups routine, procedural, informational & self-explanatory items that aren't expected to require discussion. It's approved together in one action. Items may be moved out of the consent agenda for discussion at the request of any member. <ul style="list-style-type: none"> Meeting Minutes from 10/28/2022 PY21 RWP Audited Financial Statements 	Action: Approve Consent Agenda	Mike
9:15	RWP Workforce Board Chair & Vice-Chair Transition (15m)	Action: Approve new chair	Mike
9:30	RWP Policies & Procedures (10m) These policies and procedures have been approved by the Corporate Directors. They require consent approval by the full workforce board. <ul style="list-style-type: none"> Incident Reporting Individual Training Account Audit Policy 	Action: Approve Incident Reporting policy revision Approve Individual Training Account policy revision Approve Audit policy revision	Mike
9:40	RWP Budget Discussion (20m)	Info Update	Matt Fadich
10:00	Executive Director Updates (15m)	Info Update	Heather



ROGUE WORKFORCE
PARTNERSHIP

Welcome and Introductions

- RWP Directors Only
 - Introduce Yourself
- Audience Members
 - Insert your name & organization into the chat & rename in Zoom
- Meeting Protocols
 - Feedback / Chat / Q&A Protocol

Consent Agenda

Action: Approve Consent Agenda

- [Minutes October 28, 2022, Meeting](#)
- [PY 21 RWP Audited Financial Statements](#)

The consent agenda groups routine, procedural, informational & self-explanatory items that aren't expected to require discussion. It's approved together in one action. Items may be moved out of the consent agenda for discussion at the request of any member.



MINUTES

ROGUE WORKFORCE PARTNERSHIP WORKFORCE DEVELOPMENT BOARD October 28, 2022 In-Person for 5-6 People & Zoom Conference Call

MEMBERS PRESENT:

Dr. Rick Bailey, Robert Begg, Scott Beveridge, Mike Card, Nick Carpenter, Lance Corley, Mike Donnelly, Nikki Jones, Brent Kell, Joe Myers, Sherri Stratton, Marta Tarantsey, Drew Walts, Dr. Randy Weber, Kim Whitney

QUORUM PRESENT: Yes

OTHERS ATTENDING:

Higher Education Coordinating Commission – Office of Workforce Investments – Rachel Soto
Jackson County Commissioner - Dave Dotterer
Oregon Employment Department – James Pfarrer, Guy Tauer, Carlos Diaz
Oregon Department of Human Services - Melissa Wolff
VA-SORCC - Peter Weston
Rogue Community College – Lori Lundine, Kim Freeze
Upper Rogue Chamber of Commerce – Jonathan Bilden
WorkSource Rogue Valley - Joe Spagnuolo, Tammy Schroeder, Jaymes Tadlock, Tyler Worthley, Uriah Lamproe, Kok A. Foo, Lyda Woods, Daniel Morales
Rogue Workforce Partnership- Sherri Emitte, Heather Stafford, Jim Fong, Haylee Ulrey, Stephannie Krunglevich, Greg Thweatt, Lisa Parks, Matt Fadich, Tami Allison

CALL TO ORDER

The RWP Workforce Board meeting was called to order by Vice-Chair Mike Donnelly at 9:04 a.m. It was noted that the meeting has been reduced to two hours.

Welcome & Introductions

RWP Workforce Board Members introduced themselves and the non-members roll was documented through the Zoom meeting participants list.

Heather recognized Marta Tarantsey, Business Oregon as a new Workforce Board member, Norm Kester and Brent Kell as new RWP Corporate Directors, and Matt Fadich new Senior Accountant for Rogue Workforce Partnership.

Consent Agenda

The consent agenda groups routine, procedural, informational & self-explanatory items that aren't expected to require discussion. It's approved together in one action. Items may be moved out of the consent agenda for discussion at the request of any member.

The motion was made by Mike Card to approve the consent agenda consisting of the [minutes from the July 22, 2022, Rogue Workforce Partnership Workforce Board meeting](#), as well as the [WIOA Funds Transfer](#). The motion was seconded by Robert Begg. The motion passed unanimously.

RWP Policies & Procedures

These policies and procedures have been approved by the Corporate Directors and Rogue Valley Workforce Consortium. They require consent approval by the full Workforce Board.



Oregon Office
841 O'Hare Pkwy, Ste 200
Medford, OR 97504
T: 541.773.6633

Idaho Office
155 E. 50th St.
Boise, ID 83714
T: 208.373.7890

www.KDPLLP.com

December 22, 2022

Board of Directors
Rogue Workforce Partnership
Medford, Oregon

This letter is to inform the Board of Directors of Rogue Workforce Partnership (the Organization) about significant matters related to the conduct of our audit as of and for the year ended June 30, 2022, so that it can appropriately discharge its oversight responsibility and we comply with our professional responsibilities.

Auditing standards generally accepted in the United States of America (AU-C 260, *The Auditor's Communication With Those Charged With Governance*) require the auditor to promote effective two-way communication between the auditor and those charged with governance. Consistent with this requirement, the following summarizes our responsibilities regarding the financial statement audit as well as observations arising from our audit that are significant and relevant to your responsibility to oversee the financial reporting process.

Our Responsibilities With Regard to the Financial Statement Audit

Our responsibility under auditing standards generally accepted in the United States of America has been described to you in our arrangement letter dated August 18, 2022. The audit of the financial statements, the governmental activities and the major fund of the Organization does not relieve management or those charged with governance of their responsibilities, which are also described in that letter.

Overview of the Planned Scope and Timing of the Financial Statement Audit

We conducted our audit consistent with the planned scope and timing we previously communicated to you.

Qualitative Aspects of the Entity's Significant Accounting Practices

Significant Accounting Practices, Including Policies, Estimates and Disclosures

In our letter to you, we will discuss our views about the qualitative aspects of the Organization's significant accounting practices, including significant accounting policies, significant unusual transactions, accounting estimates and financial statement disclosures. The following is a list of the matters that will be discussed, including the significant estimates, which you may wish to monitor for your oversight responsibilities of the financial reporting process:

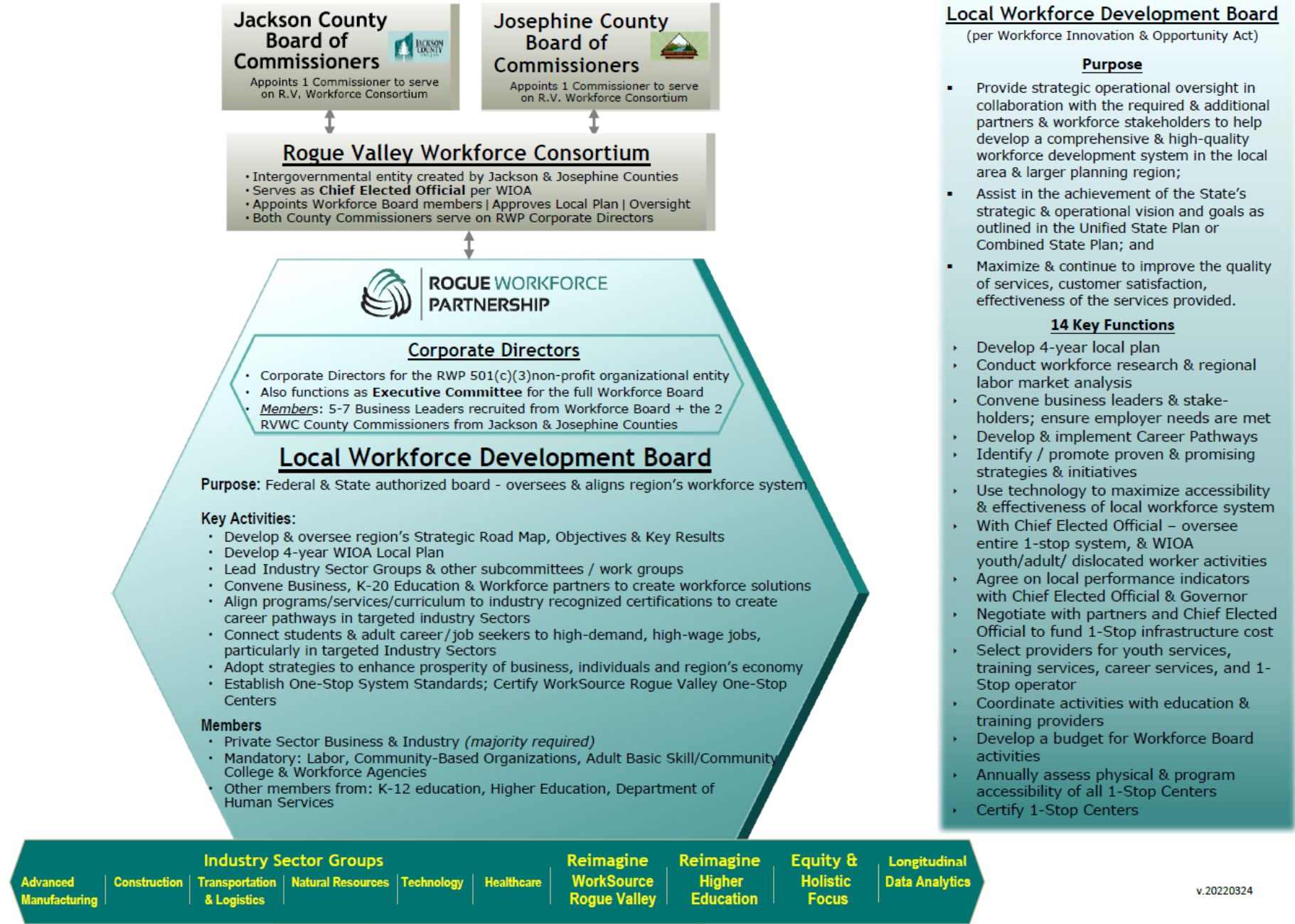
Significant Accounting Policies

Management has the responsibility to select and use appropriate accounting policies. A summary of the significant accounting policies adopted by the Organization is included in *Note 1* to the financial statements. There have been no initial selection of accounting policies and no changes in significant accounting policies or their application during the fiscal year ended June 30, 2022. No matters have come to our attention that would require us, under professional standards, to inform you about (1) the methods used to account for significant unusual transactions and (2) the effect of significant accounting policies in controversial or emerging areas for which there is a lack of authoritative guidance or consensus.

RWP Governance Election of Chair & Vice-Chair

- ✦ RWP governance is structured as required under the federal Workforce Innovation & Opportunity Act
- ✦ The Chair & Vice-Chair of the RWP-Workforce Board must be the same as for the RWP-Corporate Directors
- ✦ Jessica Gomez & Mike Donnelly have agreed to serve another 12-month term as Chair & Vice-Chair
- ✦ The RWP-Corporate Directors elected Jessica & Mike to serve as their Chair & Vice-Chair
- ✦ The full RWP-Workforce Board now needs to also elect Jessica & Mike to serve as Chair & Vice-Chair of the Workforce Board for PY 22


Rogue Workforce Partnership ♦ Organization / Governance



RWP Policies & Procedures

- RWP Incident Reporting Policy
- RWP Individual Training Account Policy
- RWP Audit Policy

These policies and procedures have been approved by the RWP Corporate Directors. They require consent approval by the full Workforce Board

**ROGUE WORKFORCE
PARTNERSHIP**
Growing Skills - Building Careers - Boosting the Economy

DATE: February 3, 2023


TO: Rogue Workforce Partnership Workforce Board

FROM: Matt Fadich, Chief Finance and Administrative Officer

SUBJECT: Incident Reporting Policy

One of the observations we received during our recent state monitoring was that we needed to update our Incident Reporting policy to align with the state's policy. This required adding language about the responsibility to safeguard WIOA funds, and no retaliation for reporting an incident of fraud or abuse. We also added a hotline phone number and cleaned up some other language for clarity.

At their January 19, 2023 meeting, the Corporate Directors voted to recommend approval of these policies by the RWP Workforce Board. Staff recommends that the Workforce Board approve this revised policy.

**ROGUE WORKFORCE
PARTNERSHIP**
Growing Skills - Building Careers - Boosting the Economy

DATE: February 3, 2023

TO: Rogue Workforce Partnership Workforce Board

FROM: Matt Fadich, Chief Finance and Administrative Officer

SUBJECT: Audit Policy


During the HECC Monitoring, RWP received a finding because a request for proposal (RFP) for audit services had not been issued since 2013. This is out of alignment with our audit policy which requires an RFP after three years. The finding will be considered resolved after we issue an RFP and select an auditor this spring. We are required to have an audit policy and to competitively select an auditor, but we are not required to stipulate any length of time between RFPs.

Updating the audit policy to extend the length of time between audits from three years to five years will help RWP remain compliant in the future while also allowing us to maintain a healthy benefit/cost relationship regarding auditor rotation.

Reasons to have a longer length of time between audits include:

- Cost savings – It is expensive to change auditors
- Increased Organizational knowledge – With time, auditors become familiar with the organization and are better able to identify and question changes and provide service to the organization.
- Risk and Uncertainty – changing vendors for an important service always introduces risk.

At their January 19, 2023, meeting, the Corporate Directors voted to recommend approval of this policy by the RWP Workforce Board, as well as notifying you that we will be pursuing a competitive auditor RFP. RWP staff request that the RWP Workforce Board approve the revised audit policy as presented.

**ROGUE WORKFORCE
PARTNERSHIP**
Growing Skills - Building Careers - Boosting the Economy

DATE: February 3, 2023

TO: Rogue Workforce Partnership Workforce Board

FROM: Matt Fadich, Chief Finance and Administrative Officer

SUBJECT: Individual Training Account (ITA) Policy

One of the observations we received during our recent state monitoring was that we needed to update our Individual Training Account (ITA) policy to reflect the change in WIOA regulations to allow access to ITA's for Out-of-School Youth (OSY) ages 16 and 17. Our current policy states the ITA's are allowed for OSY's ages 18 through 24. This revised policy changes that to allow ITA's for OSY ages 16 through 24.

At their January 19, 2023, meeting, the RWP Corporate Directors voted to recommend approval of these policies by the RWP Workforce Board. Staff recommends that the Workforce Board approve this revised policy.

RWP Workforce Investments & Budget

- RWP PY 22
Budget

*Per recommendation
from Corporate
Directors, review &
approve PY 22 Budget*

*Matt
Chief Financial and
Administrative Officer*

Budget Discussion

- Introduction
- Integrating Budget into Operations
 - Planning/Budgeting/Reviewing/Improving
- Pushed Down
- Transparent
- Road Map for review/approval




ROGUE WORKFORCE
PARTNERSHIP

Executive Director Updates

- Future Ready Oregon
 - Prosperity 10,000
- Extended DWG Wildfire Grant
- SB 623
 - Continuous Improvement Committee (CIC)
- Legislative Session

Workforce Board Meeting Agenda

Page #2

Time	Agenda Item	Action Guidance Etc.	Facilitator Presenter
10:15	Regional Economic & Labor Market Report (10-15m)  See Quality Info website for additional data https://www.qualityinfo.org/rogue-valley	Info Update	Guy Tauer
10:30	RWP Strategic Road Map ~ Updates & Coordination (30-40m) <u>Filling the Talent Pipeline (put in order of roadmap)</u> <ul style="list-style-type: none"> Sector Strategies <ul style="list-style-type: none"> Updates from sector chairs Reimaging K-20 Education <ul style="list-style-type: none"> WSRV/RCC Co-enrollments Reimagining WSRV <ul style="list-style-type: none"> Success Story Impact Update Good Jobs Challenge Learning Community / Longitudinal Data Analytics 		Heather Randy Weber, Neil Woolf Randy, Sherri Stratton, Stephannie Krunglevich Sherri, Stephannie Heather
	<ul style="list-style-type: none"> Communications & Engagement 		Heather, Greg Thweatt
	<ul style="list-style-type: none"> Equity & Holistic Focus <ul style="list-style-type: none"> Empower & Trainings Oregon Employment & Training Association (OETA) 		Heather
10:55	Public Comment		Mike
11:00	Adjourn		Mike

Regional Economic & Labor Market Report

Guy Tauer
Regional Economist
Oregon Employment Department



<https://www.qualityinfo.org/rogue-valley>



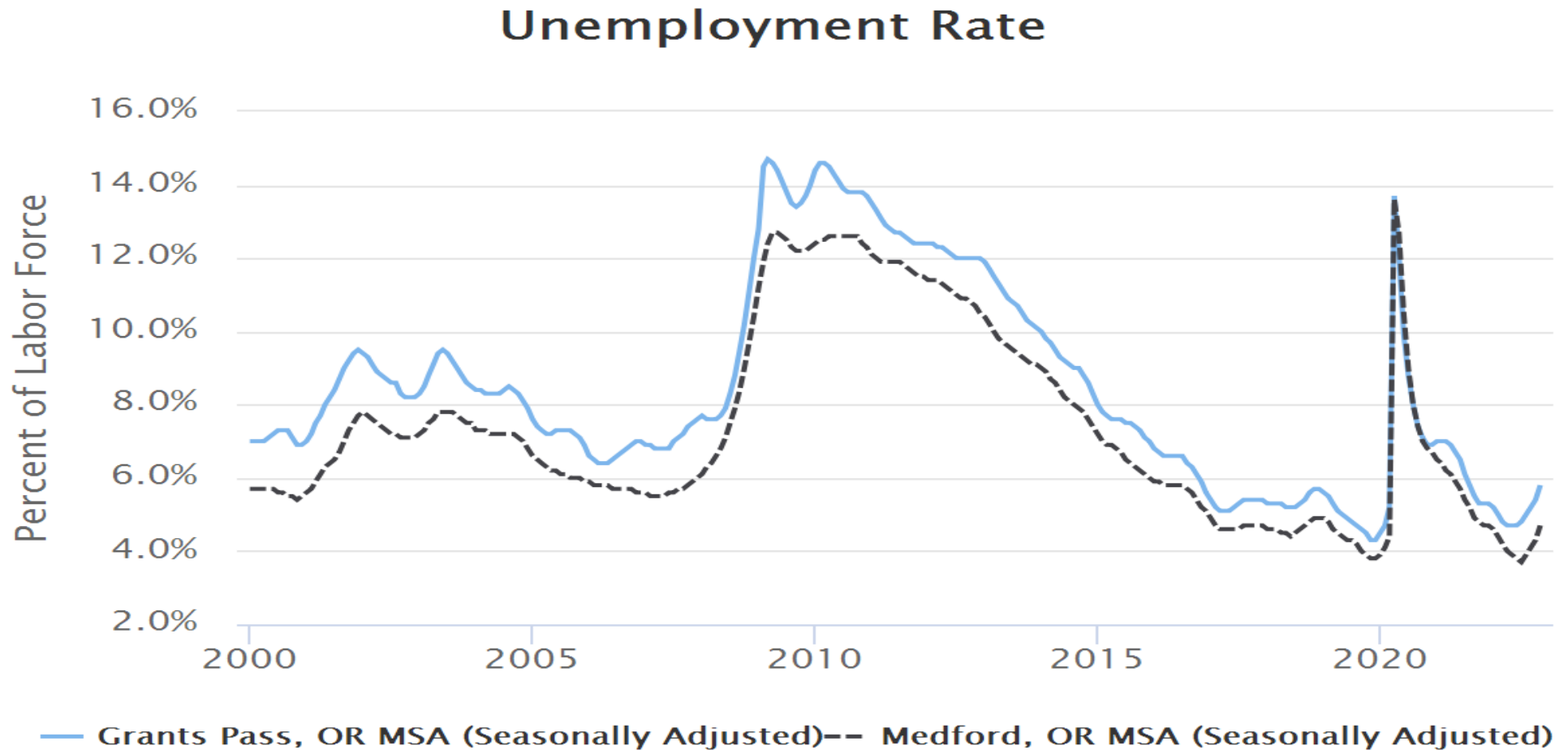
Regional Economic & Labor Market Report February 2023

THE WALL STREET JOURNAL.



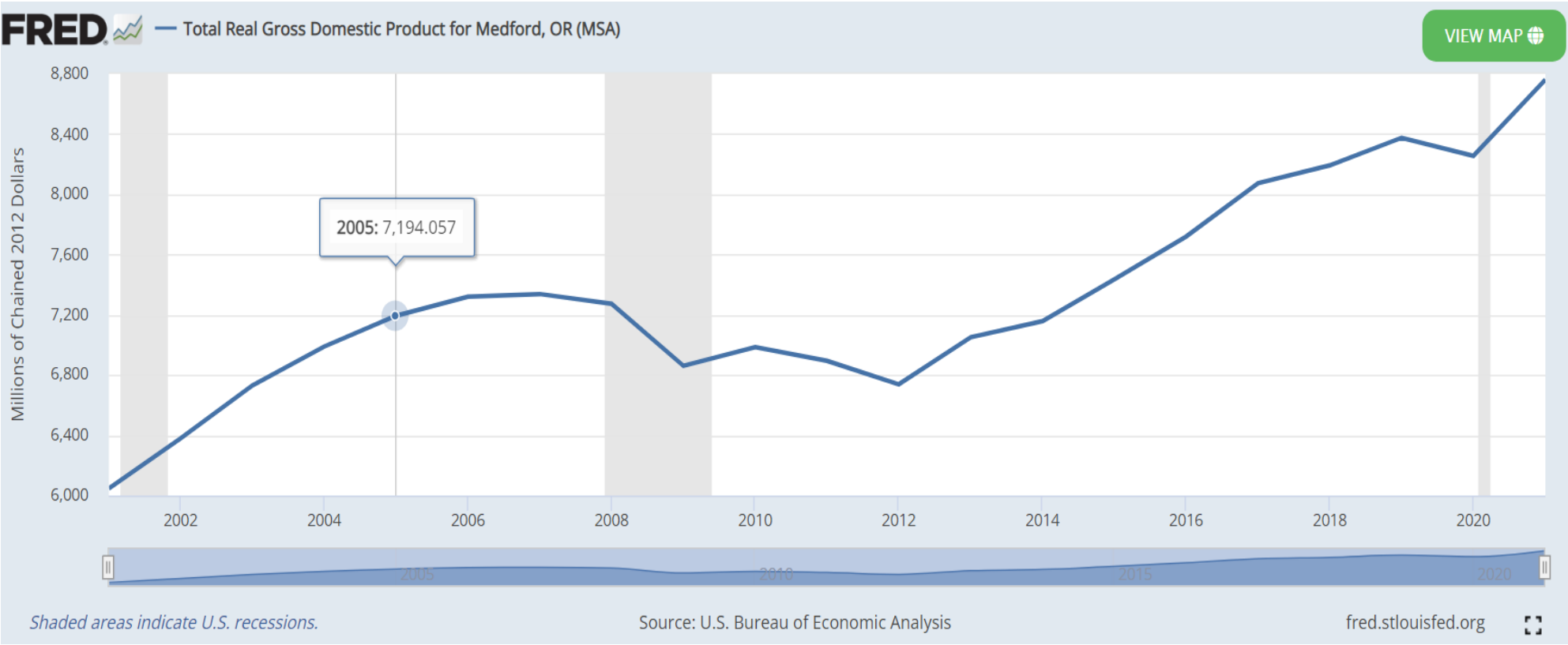
"I'm going to bombard you
with graphs until you agree."

Unemployment rates are back to historically low levels in the Rogue Valley

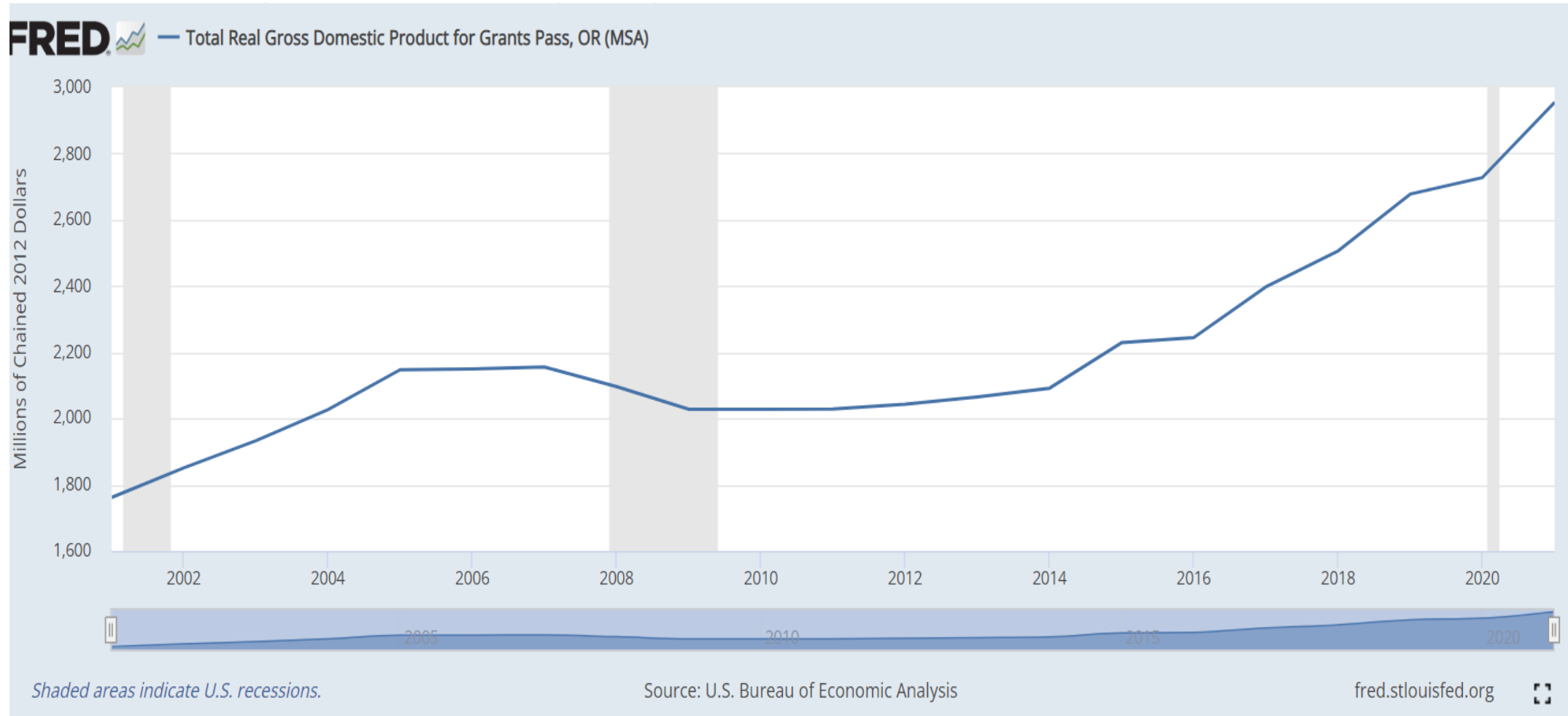


Source: Oregon Employment Department [Qualityinfo.org](https://qualityinfo.org)

Medford MSA Real Gross Domestic Product rose from \$8.25 billion in 2020 to \$8.76 billion in 2021



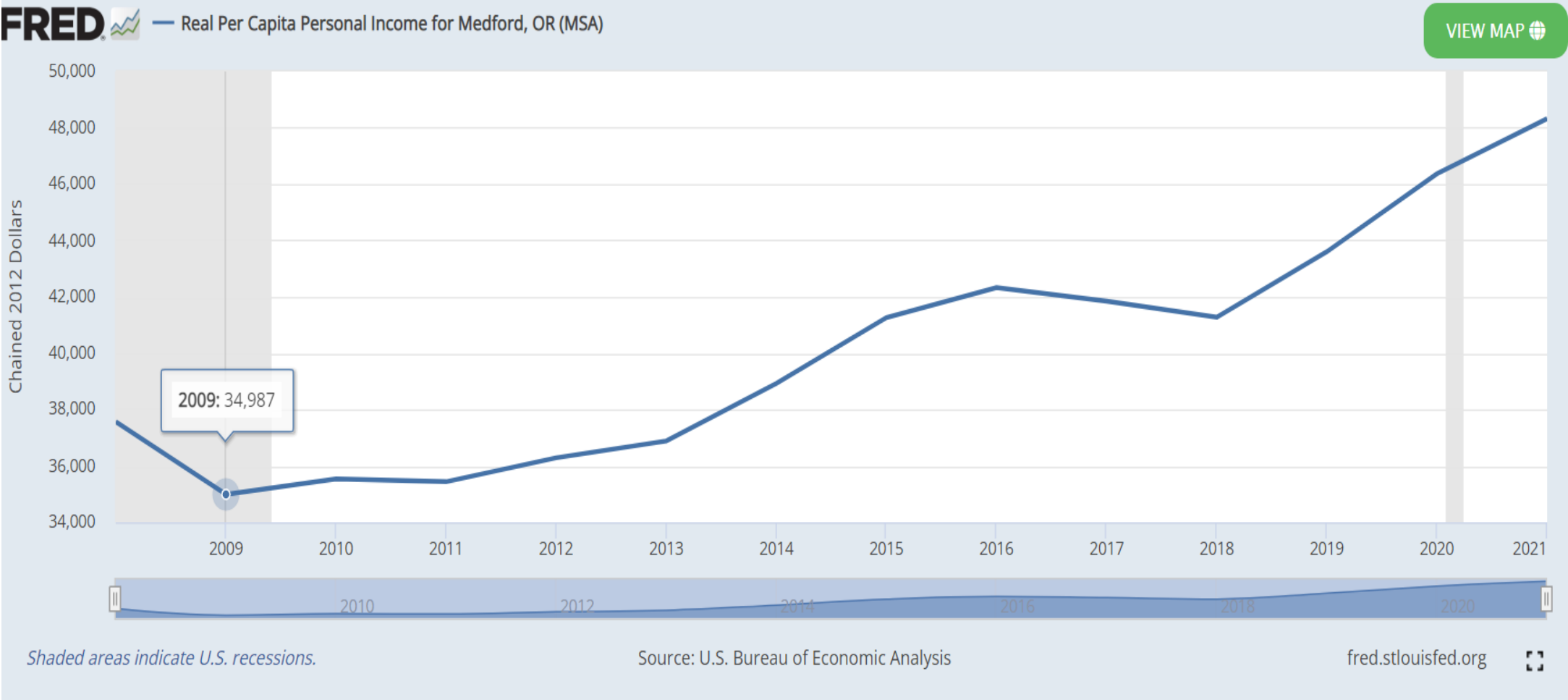
U.S. Bureau of Economic Analysis, Total Real Gross Domestic Product for Medford, OR (MSA) [RGMP32780], retrieved from FRED, Federal Reserve Bank of St. Louis; <https://fred.stlouisfed.org/series/RGMP32780>, January 9, 2023.



Real Gross Domestic Product rose from \$2.73 billion in 2020 to \$2.95 billion in 2021

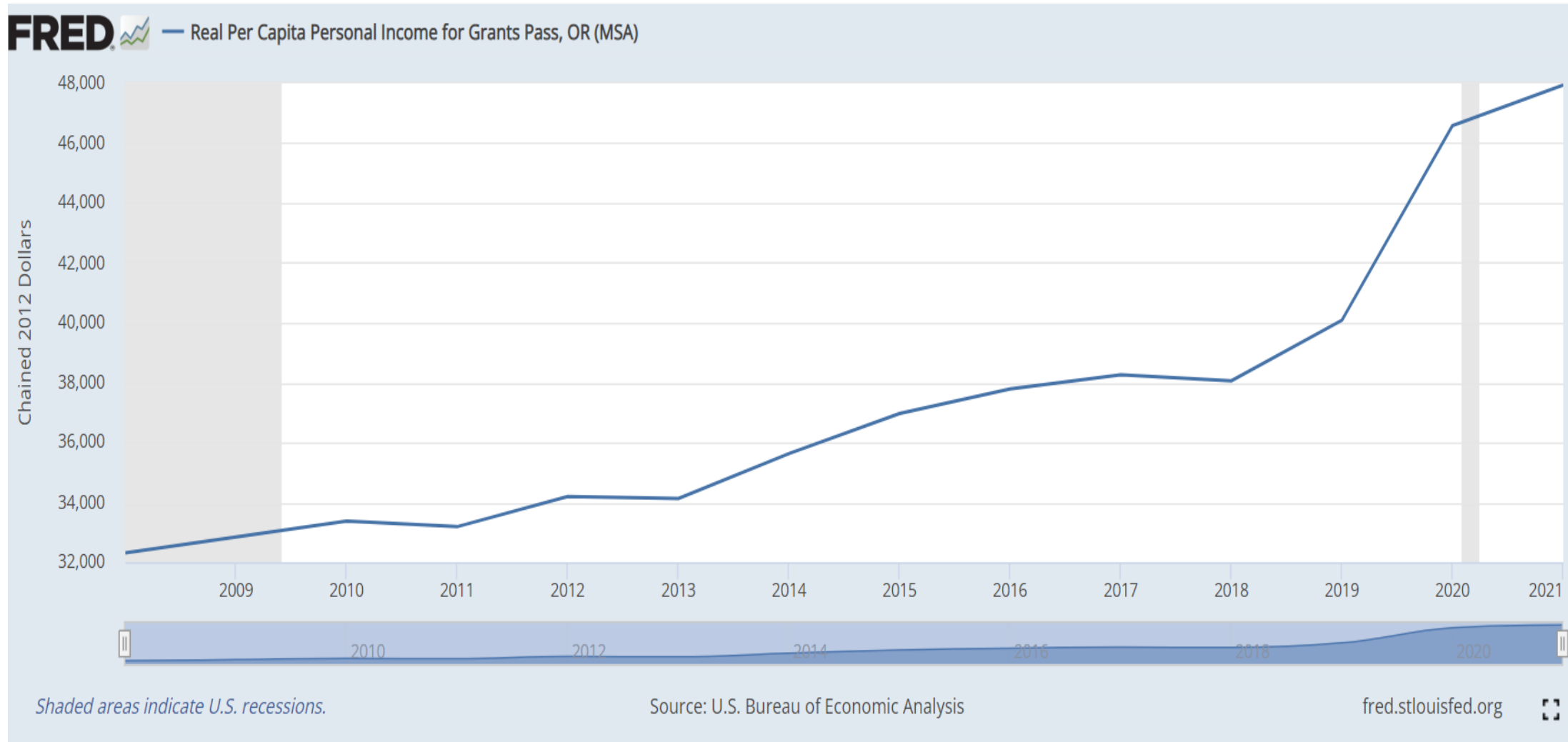
U.S. Bureau of Economic Analysis, Total Real Gross Domestic Product for Grants Pass, OR (MSA) [RGMP24420], retrieved from FRED, Federal Reserve Bank of St. Louis; <https://fred.stlouisfed.org/series/RGMP24420>, January 18, 2023.

As real PCPI GPD has risen since 2018, Real PCPI rose from \$41,275 in 2018 to \$48,325 in 2021, a gain of 17%



Real PCPI rose from \$46,336 in 2020 to \$48,325 in 2021

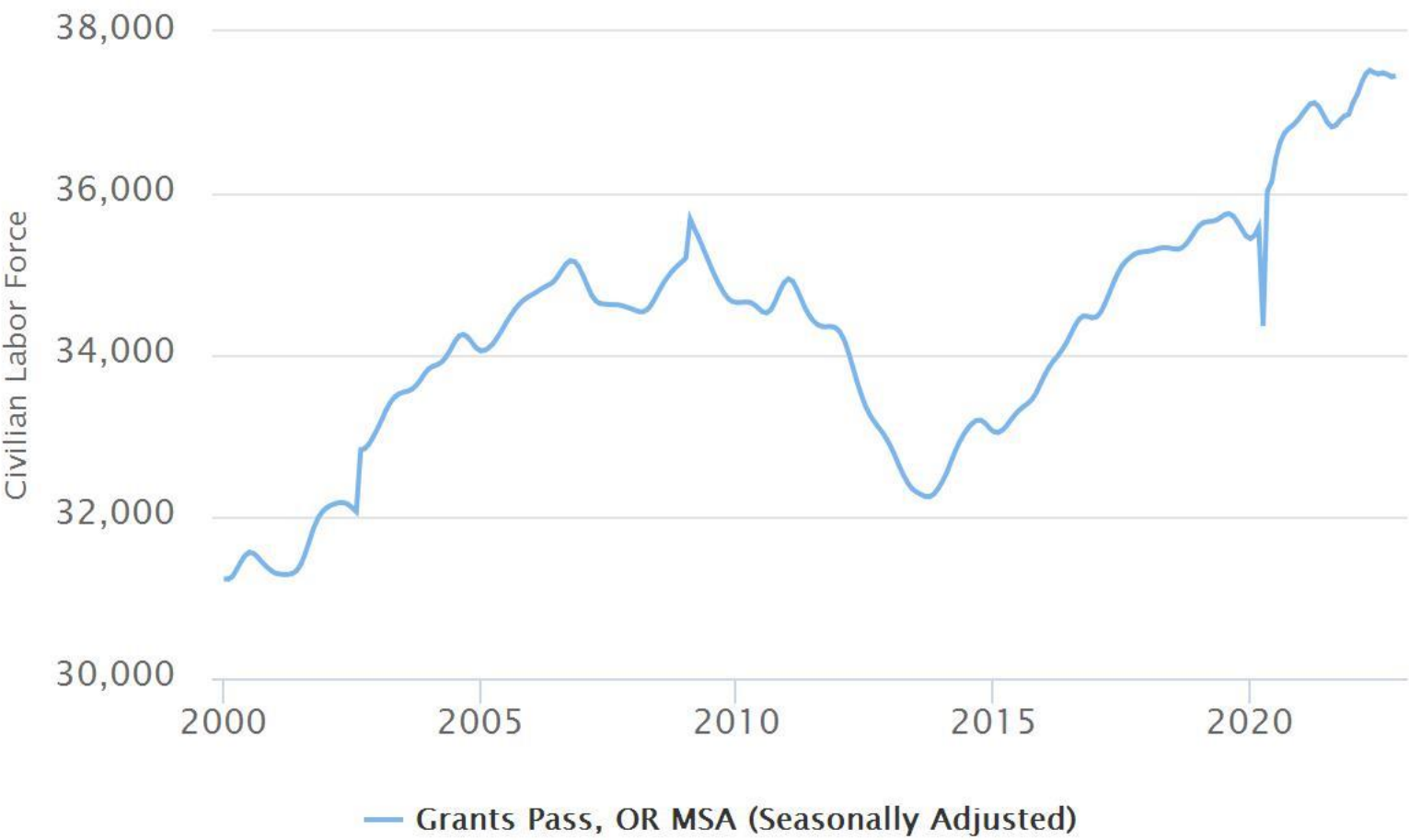
U.S. Bureau of Economic Analysis, Real Per Capita Personal Income for Medford, OR (MSA) [RPIPC32780], retrieved from FRED, Federal Reserve Bank of St. Louis; <https://fred.stlouisfed.org/series/RPIPC32780>, January 9, 2023.



Real PCPI rose from \$46,589 to \$47,943 in 2021. Real PCPI was \$38,061 in 2018.

U.S. Bureau of Economic Analysis, Real Per Capita Personal Income for Grants Pass, OR (MSA) [RPIPC24420], retrieved from FRED, Federal Reserve Bank of St. Louis; <https://fred.stlouisfed.org/series/RPIPC24420>, January 18, 2023.

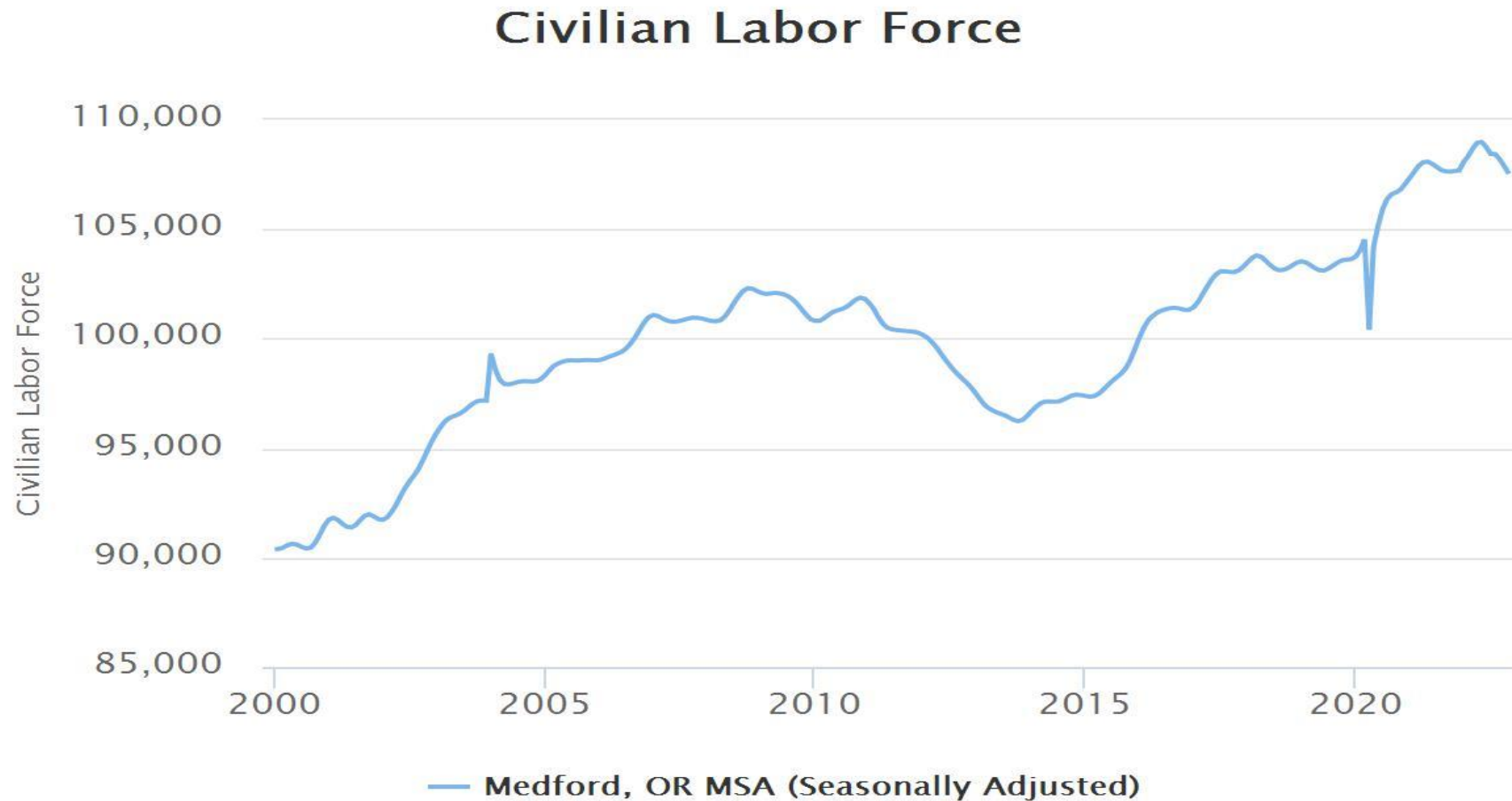
Civilian Labor Force



Josephine County Civilian Labor Force at 37,452- at near its peak total

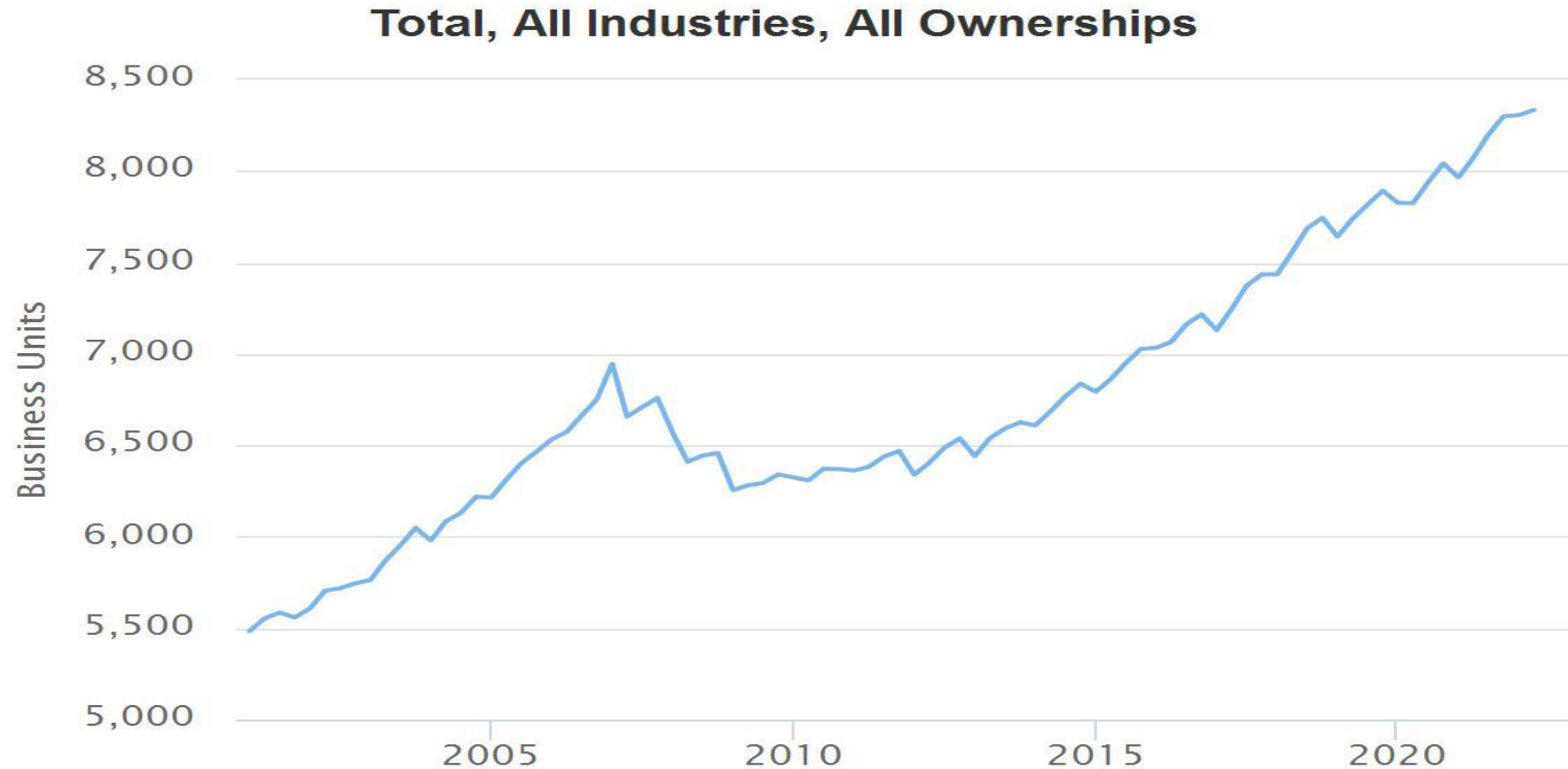
Source: Oregon Employment Department [Qualityinfo.org](https://qualityinfo.org)

Jackson County Labor Force reached new record in May 2022- down slightly to 107,534 in November 2022



Source: Oregon Employment Department [Qualityinfo.org](https://qualityinfo.org)

Total business units in Jackson County reached 8,334 in the 2Q 2022- up from 6,405 a decade earlier.

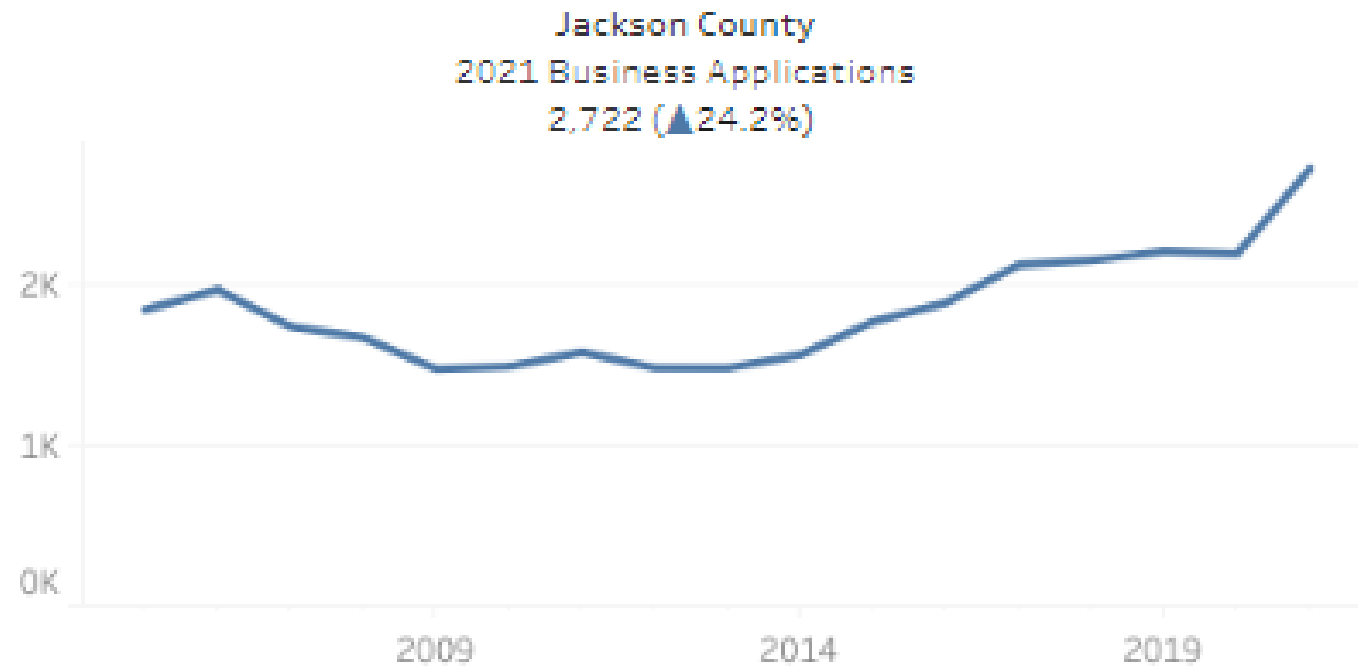


Source: Oregon Employment Department [Qualityinfo.org](https://qualityinfo.org)

Total, All Industries, All Ownerships

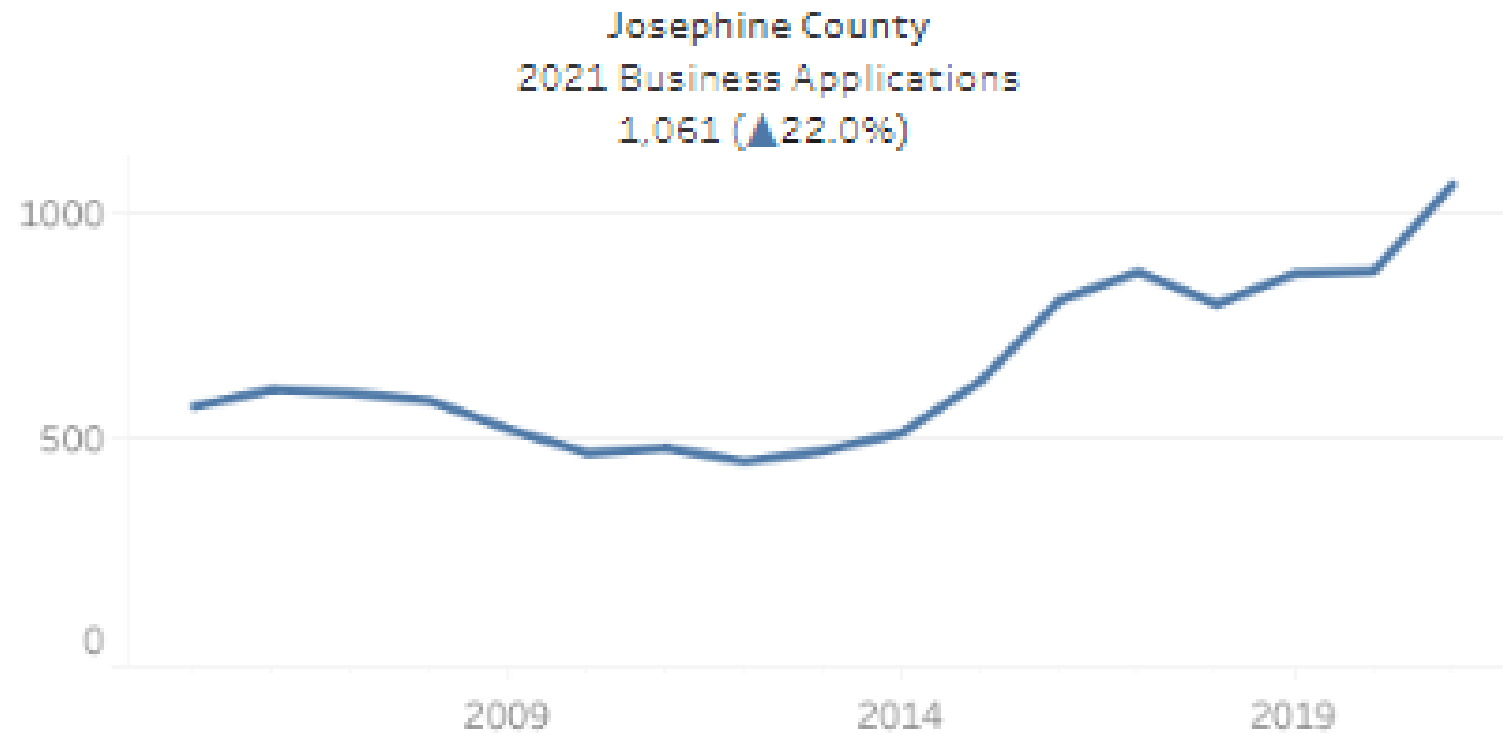


Total business units reached 3,838 in the 2Q 2022- a record number



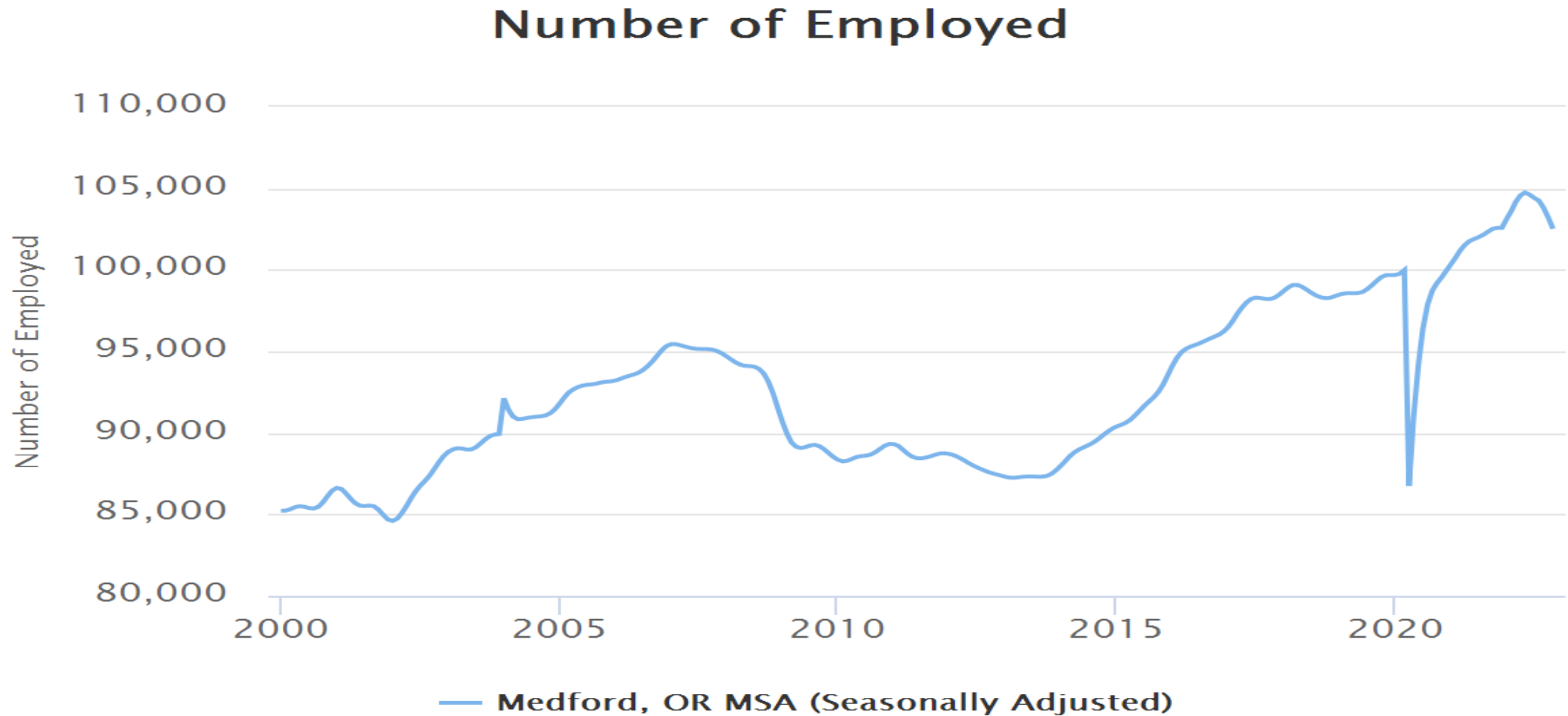
Note: The Census Bureau's reference date for geographic entity boundaries in all geographic and statistical data products is January 1 of the reference year (e.g., January 1, 2021).

Source: U.S Census Bureau Business Formation Statistics



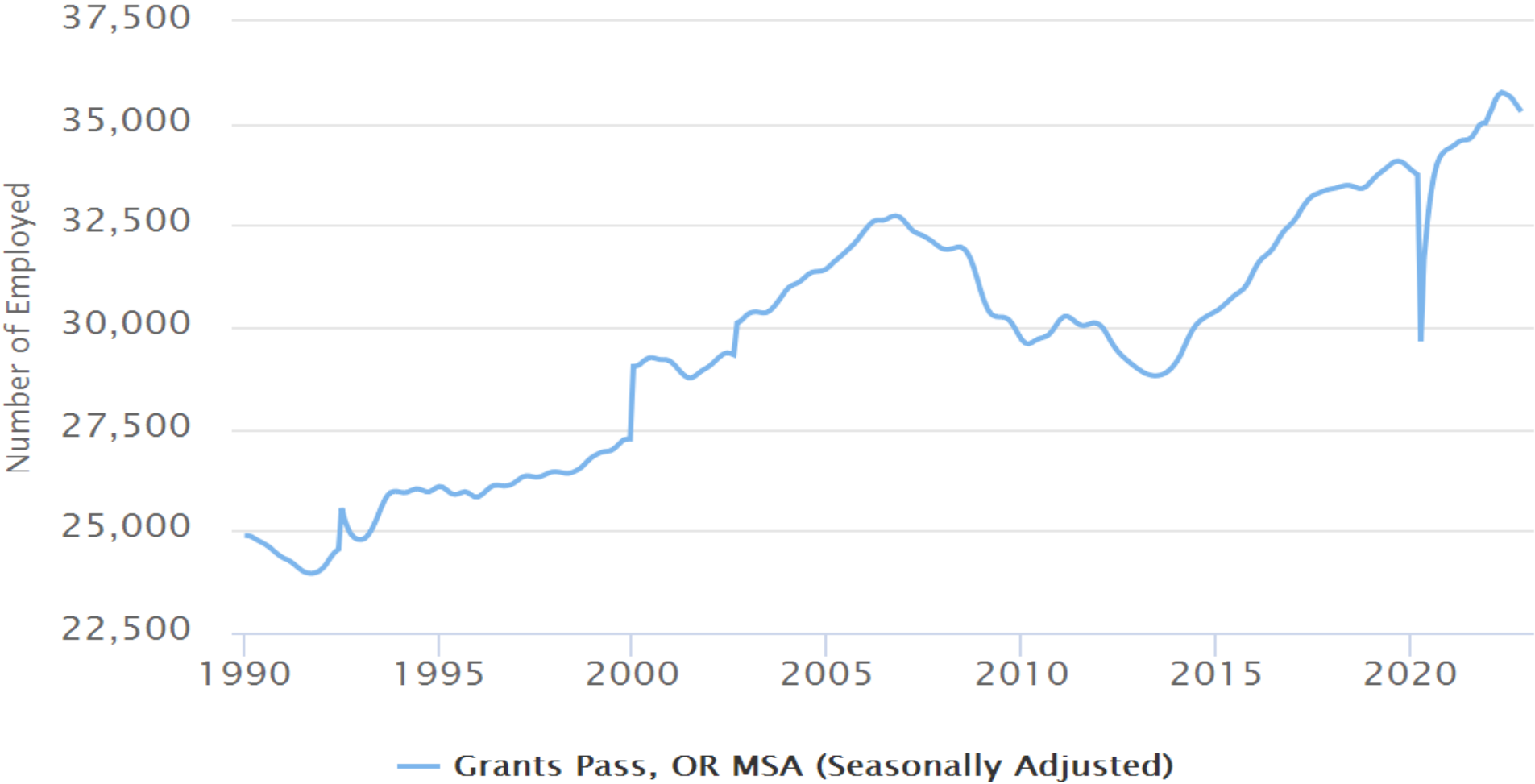
Note: The Census Bureau's reference date for geographic entity boundaries in all geographic and statistical data products is January 1 of the reference year (e.g., January 1, 2021).

102,515 residents of Jackson County employed, about 2,500 more than before pandemic



Source: Oregon Employment Department [Qualityinfo.org](https://qualityinfo.org)

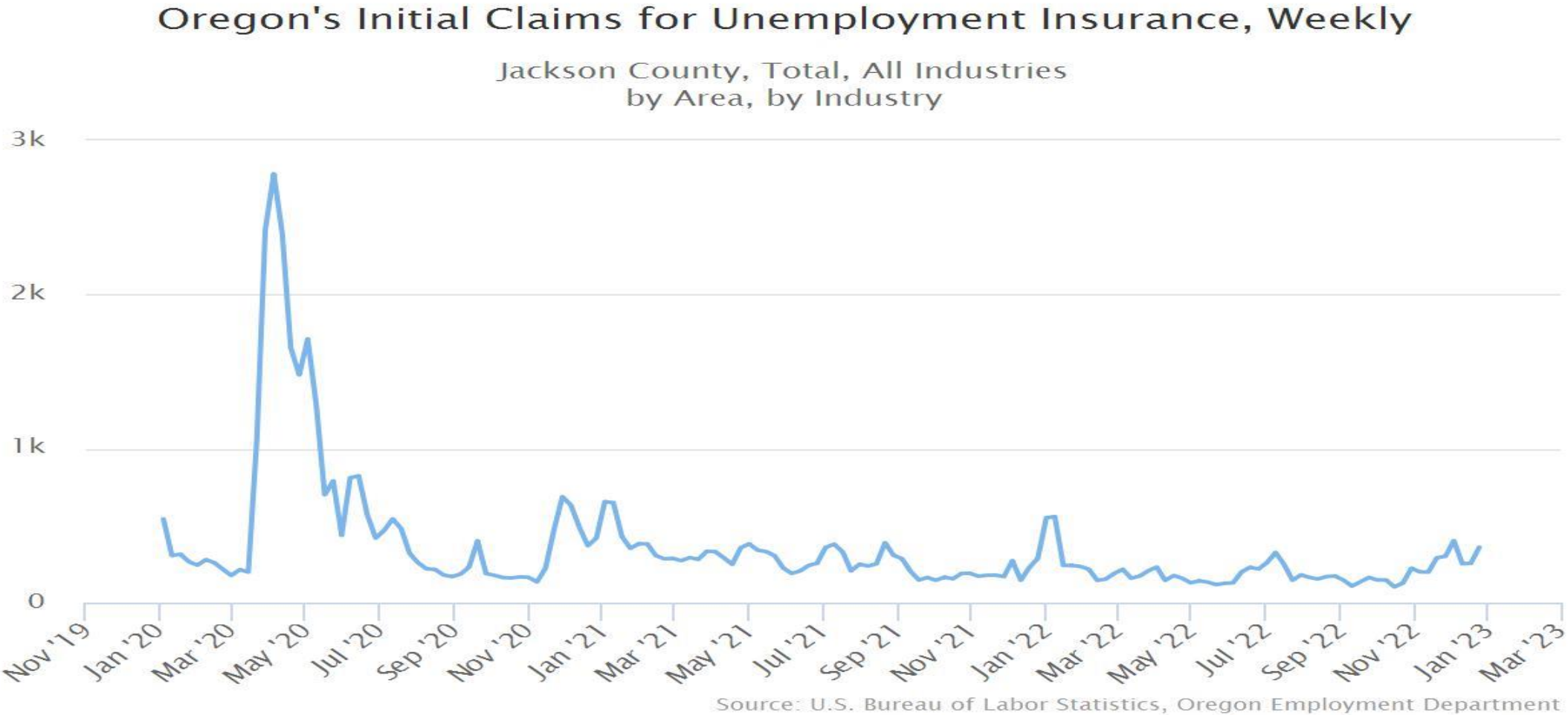
Number of Employed



As of November 2022, there were 35,291 employed residents of Josephine County, down about 400 from the peak in May 2022

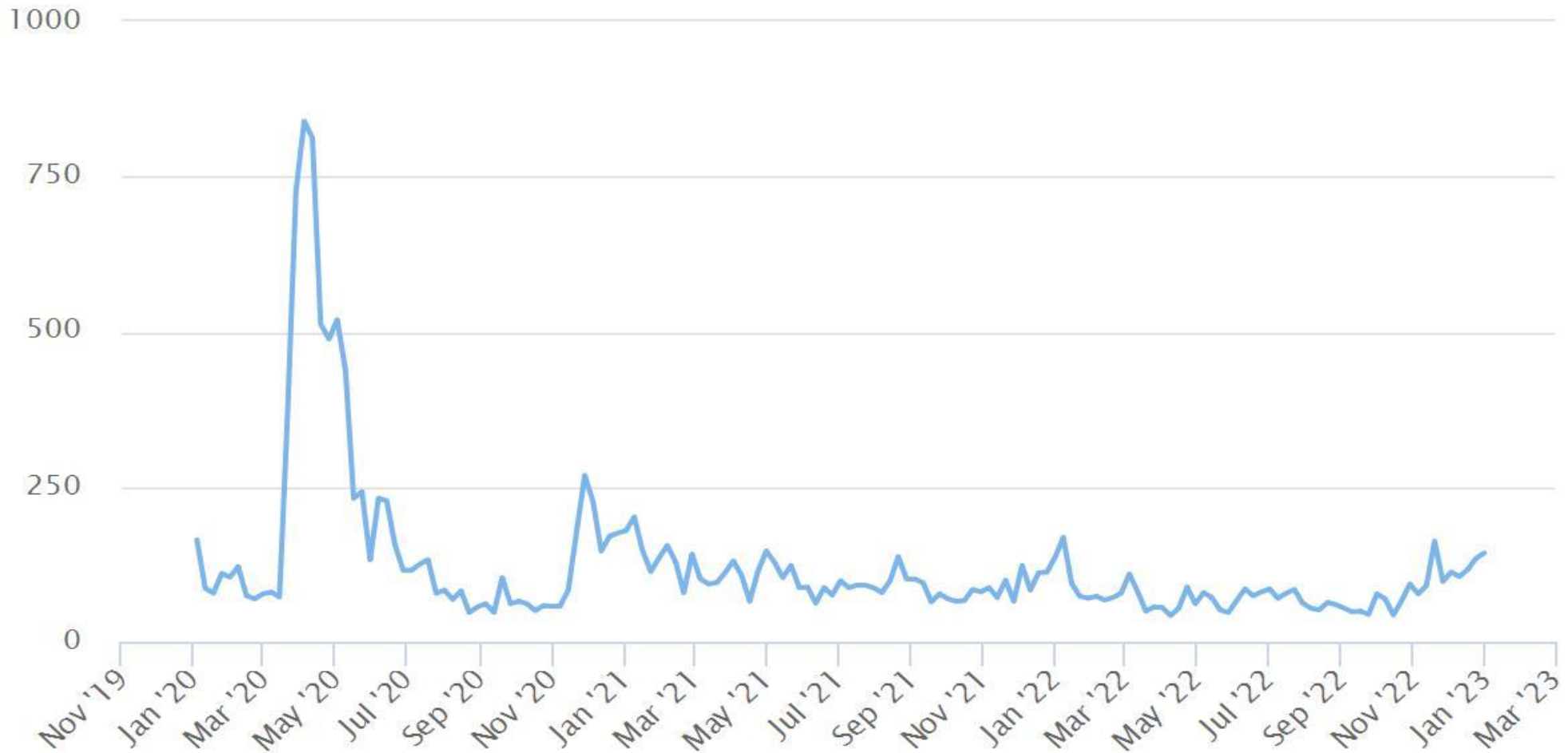
Source: Oregon Employment Department [Qualityinfo.org](https://qualityinfo.org)

New initial claims for unemployment insurance have returned to pre-pandemic levels in the Rogue Valley and remain low



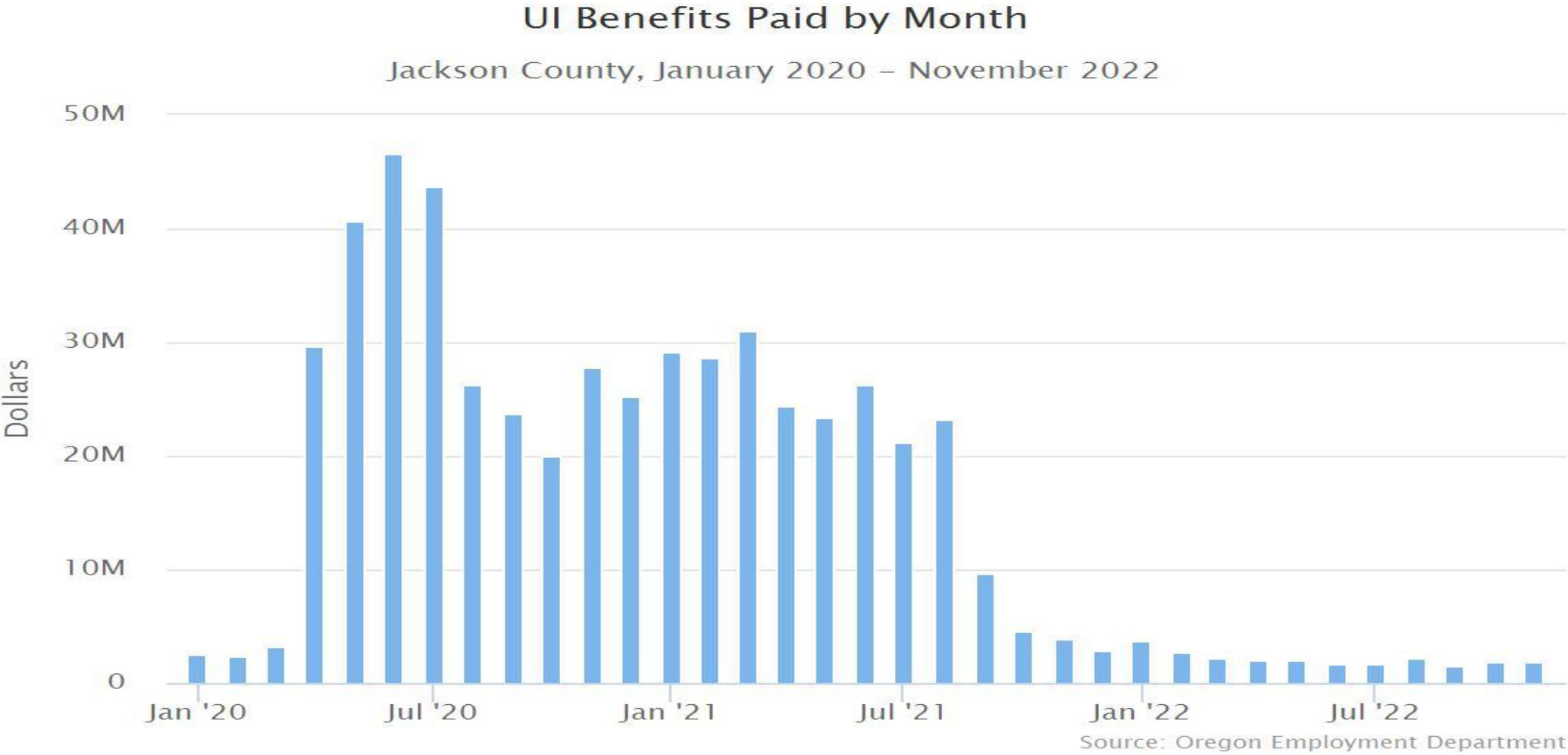
Oregon's Initial Claims for Unemployment Insurance, Weekly

Josephine County, Total, All Industries
by Area, by Industry



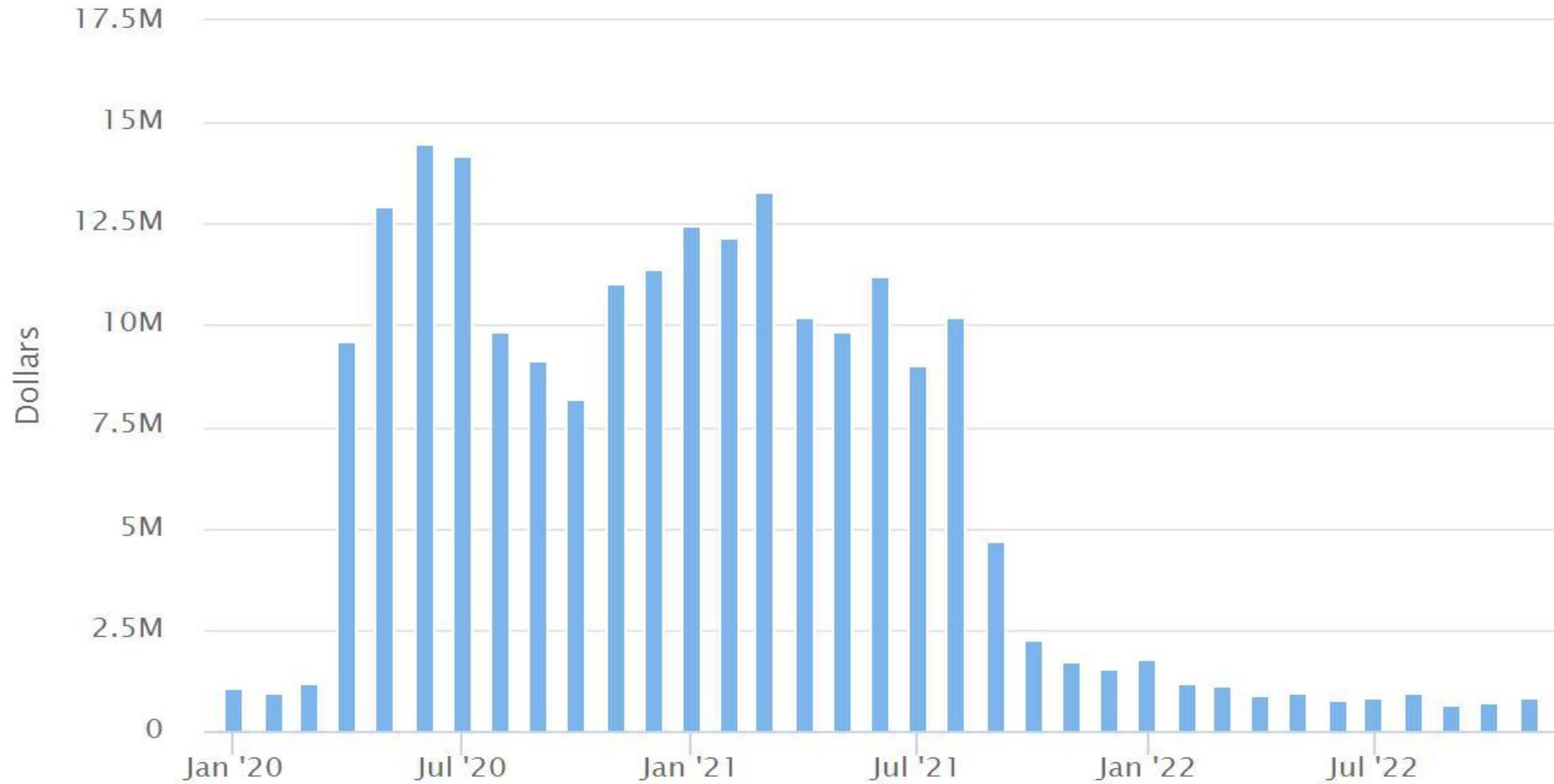
Source: U.S. Bureau of Labor Statistics, Oregon Employment Department

Monthly Unemployment Insurance payments are back down below pre-pandemic levels in the Rogue Valley



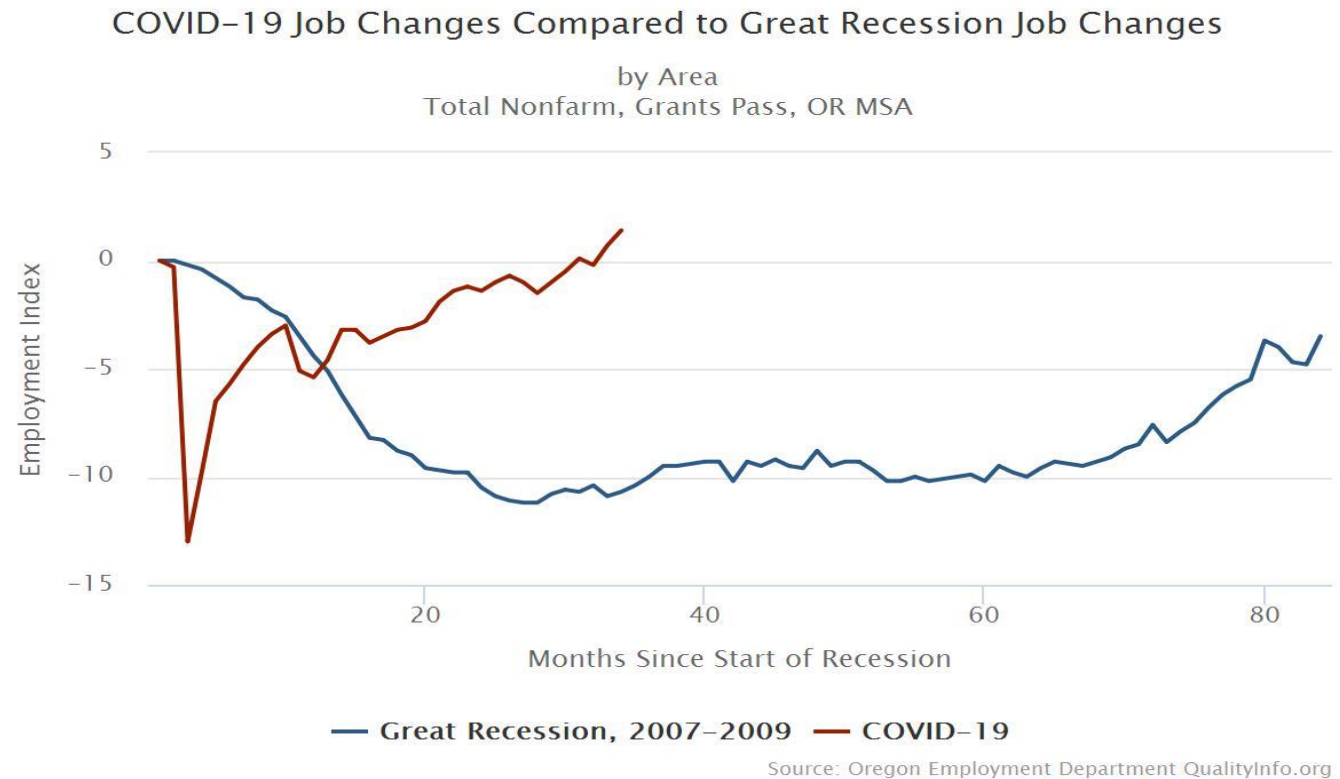
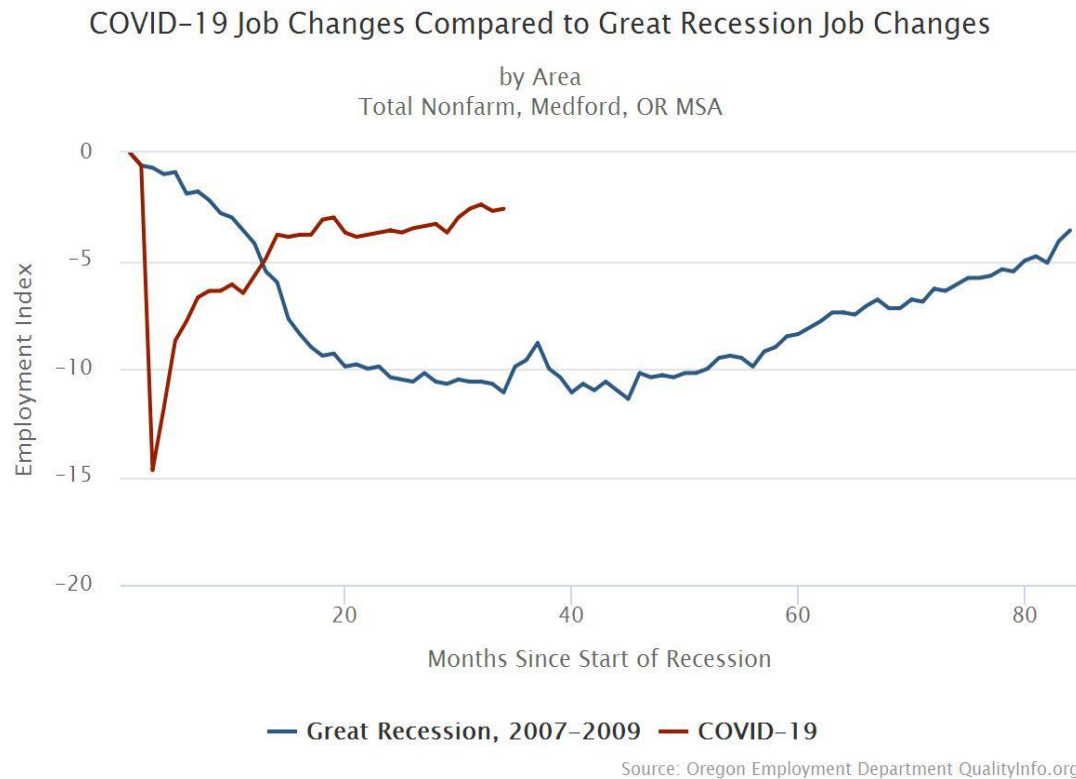
UI Benefits Paid by Month

Josephine County, January 2020 – November 2022



Source: Oregon Employment Department

Most jobs back that were lost during the pandemic in Jackson County- Josephine County has recovered payroll job losses



Jackson County payroll employment November 2019 to November 2022

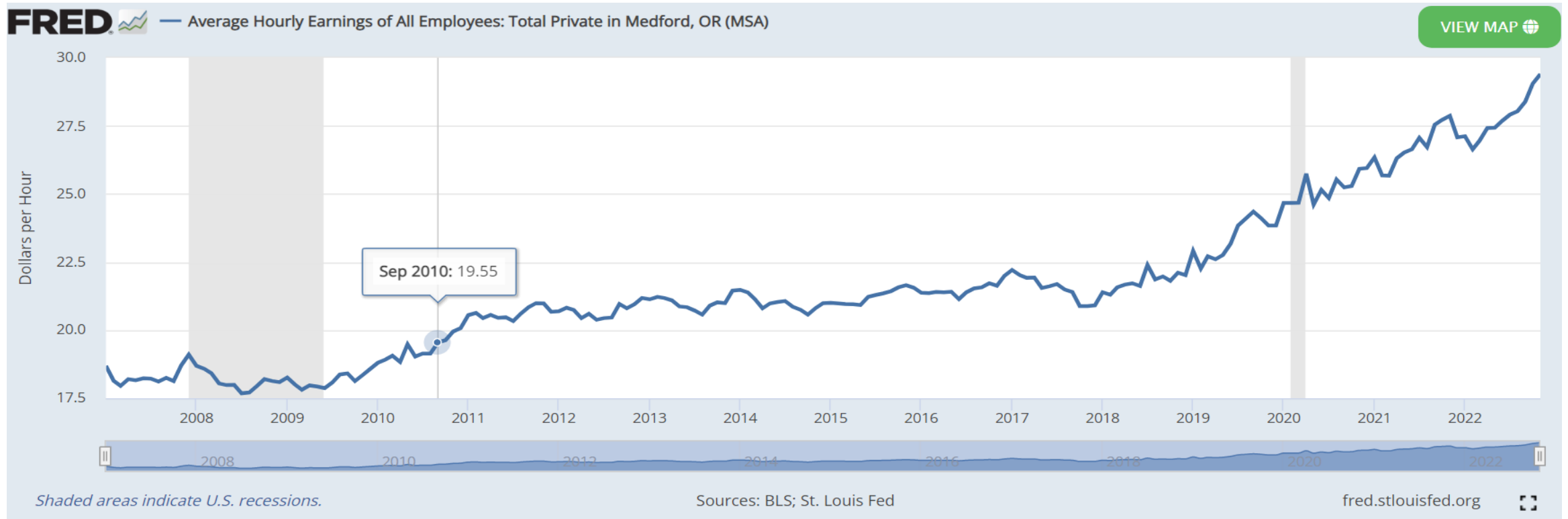
Information	-200	-17.1%
Retail trade	-1270	-8.2%
Leisure and hospitality	-890	-8.0%
Local education	-340	-5.5%
Other services	-140	-5.1%
Manufacturing	-270	-3.4%
Local government	-260	-2.9%
Government	-220	-1.8%
Total nonfarm employment	-1470	-1.6%
Mining and logging	0	0.0%
Professional and business services	30	0.4%
Wholesale trade	20	0.8%
Transportation, warehousing, and utilities	70	2.0%
Education and health services	380	2.1%
Health care and social assistance	480	2.8%
Financial activities	360	8.5%
Construction	660	13.7%

Source: Oregon Employment Department Quarterly Census of Employment and Wages

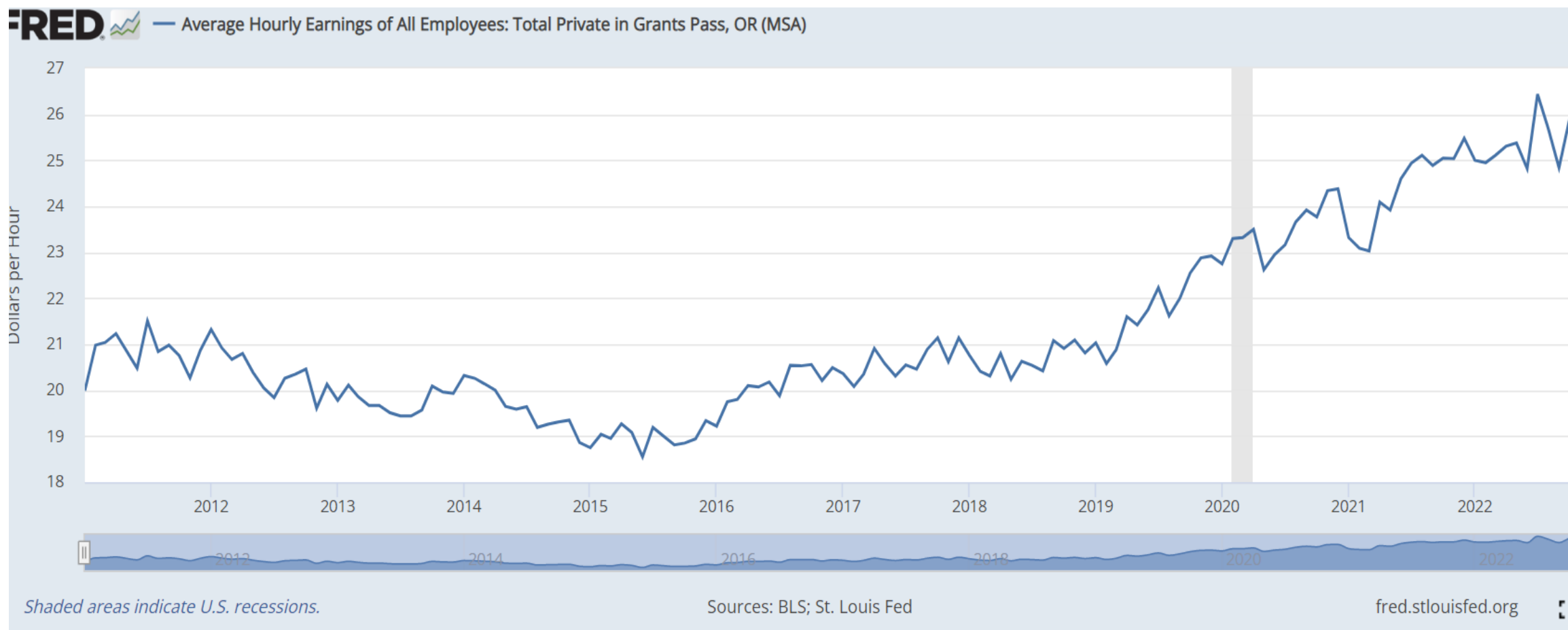
Josephine County Payroll Employment

	Nov 2022	Nov 2019	Net Change	Percent Change
Construction	1,560	1,170	390	33.3%
Information	300	270	30	11.1%
Leisure and hospitality	3,760	3,510	250	7.1%
Transportation, warehous	520	500	20	4.0%
Education and health serv	5,940	5,830	110	1.9%
Financial activities	1,640	1,610	30	1.9%
Retail trade	4,290	4,220	70	1.7%
Total nonfarm employment	28,060	27,670	390	1.4%
Mining and logging	80	80		0.0%
Manufacturing	3,020	3,030	-10	-0.3%
Wholesale trade	750	780	-30	-3.8%
Other services	910	950	-40	-4.2%
Local education	1,930	2,030	-100	-4.9%
Professional and business	1,820	2,180	-360	-16.5%

Wage rising steadily, but recent inflation cutting in to that buying power increase- wages rising faster for lower wage workers recently – AAE up 6% Nov 2021- November 2022

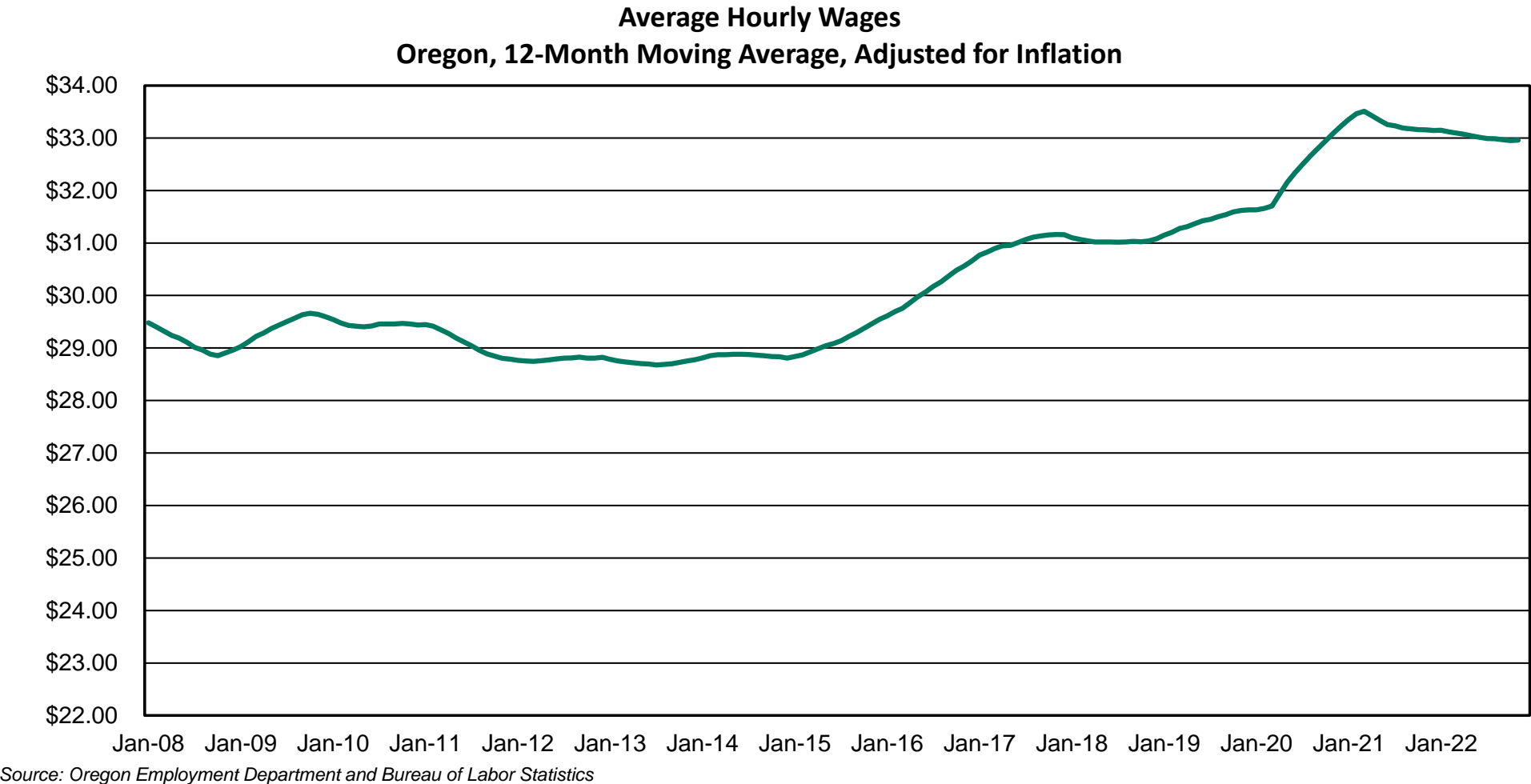


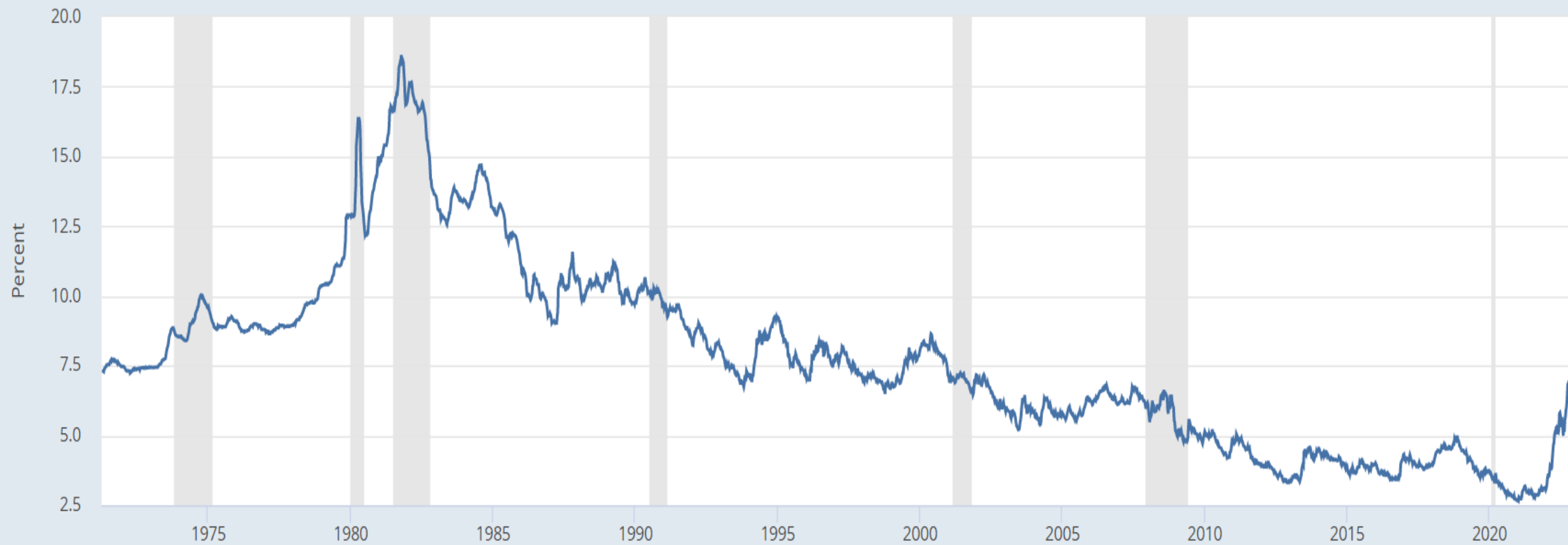
U.S. Bureau of Labor Statistics and Federal Reserve Bank of St. Louis, Average Hourly Earnings of All Employees: Total Private in Medford, OR (MSA) [SMU413278005000000003], retrieved from FRED, Federal Reserve Bank of St. Louis; <https://fred.stlouisfed.org/series/SMU413278005000000003>, January 9, 2023.



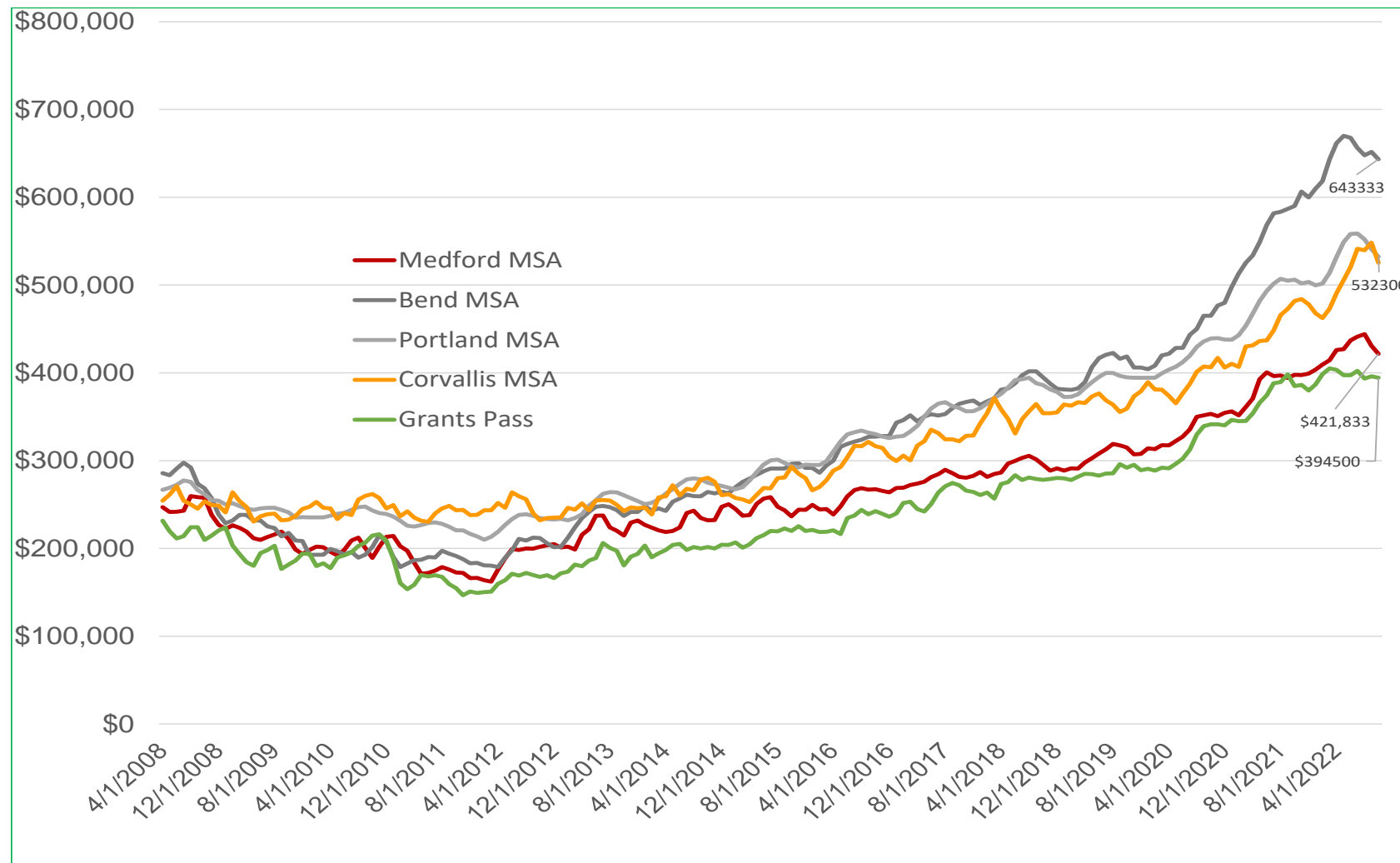
U.S. Bureau of Labor Statistics and Federal Reserve Bank of St. Louis, Average Hourly Earnings of All Employees: Total Private in Grants Pass, OR (MSA) [SMU41244200500000003], retrieved from FRED, Federal Reserve Bank of St. Louis; <https://fred.stlouisfed.org/series/SMU41244200500000003>, January 18, 2023.

Real average wages for private nonfarm jobs have been trending down due to high inflation.

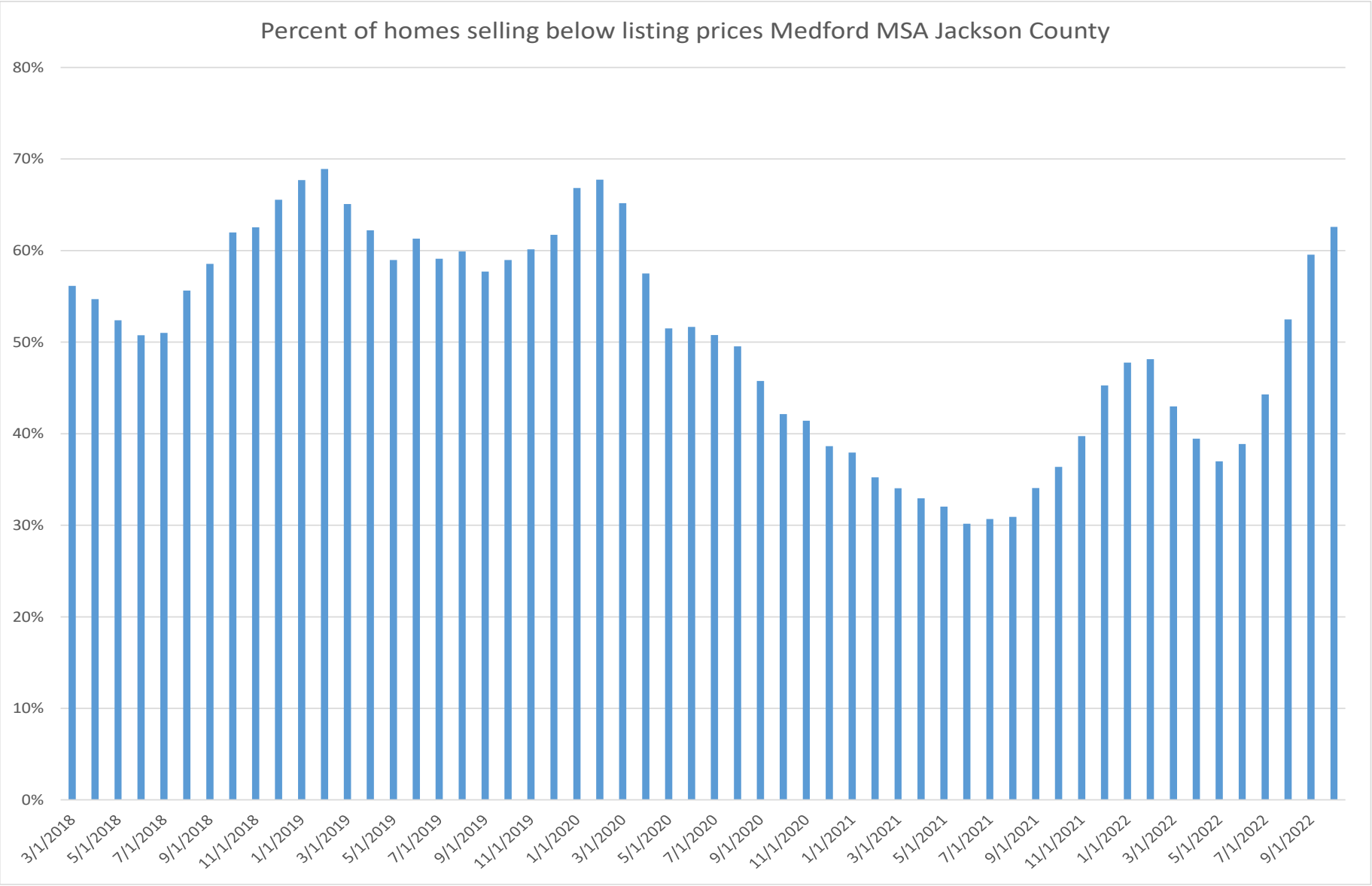




Freddie Mac, 30-Year Fixed Rate Mortgage Average in the United States [MORTGAGE30US], retrieved from FRED, Federal Reserve Bank of St. Louis; <https://fred.stlouisfed.org/series/MORTGAGE30US>, January 5, 2023.

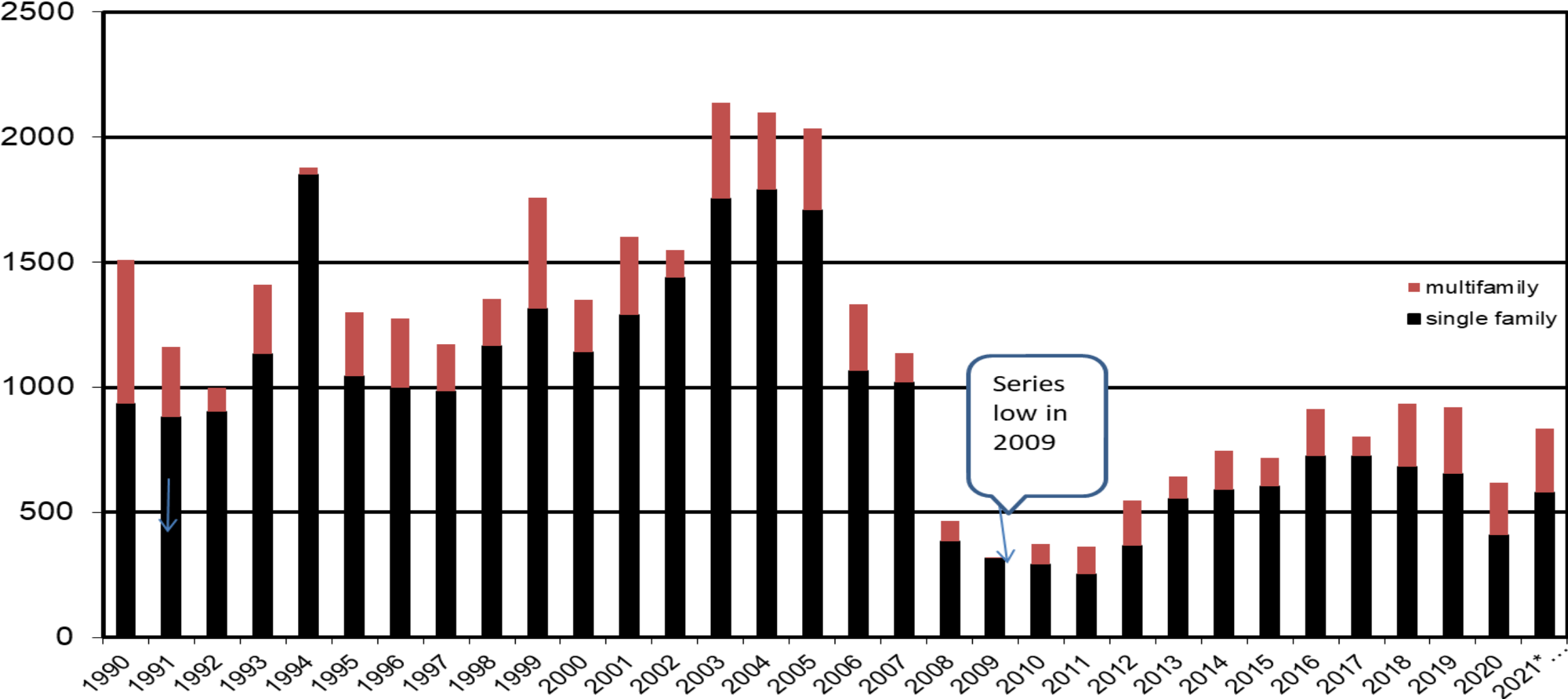


Median Home Sales Price Data selected Oregon MSAs courtesy of Zillow Research



Source: Zillow Research

Jackson County Residential Building Permits 1990-2021



Oregon businesses reported 94,400 vacancies in summer 2022.

Oregon Job Vacancies, Summer 2022

Vacancies	94,434
Average Hourly Wage	\$22.26
Full-time Positions	83%
Permanent Positions	96%
Requiring Education Beyond High School	33%
Requiring Previous Experience	55%
Difficult to Fill	65%

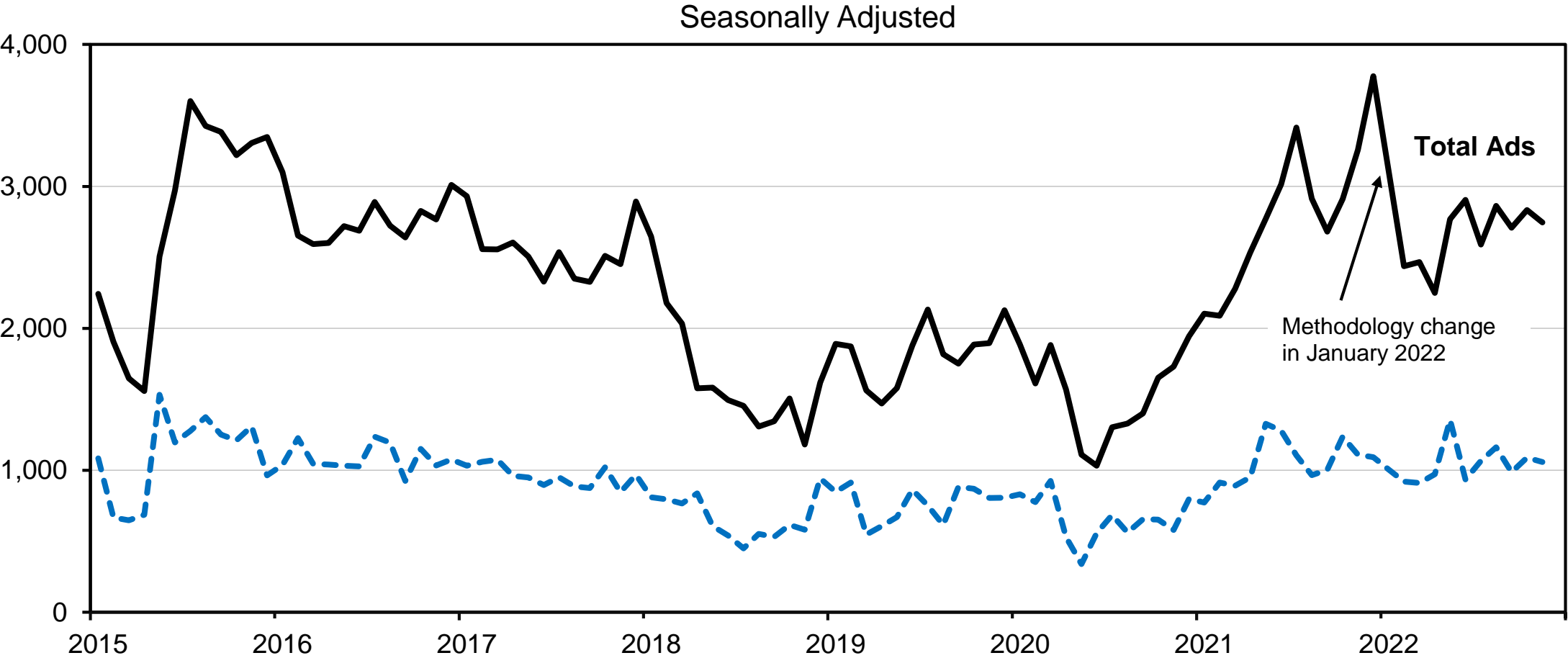
Source: Oregon Employment Department

Vacancies decreased 11% from the spring and decreased 12% from summer 2021. Employers reported difficulty filling 65% of summer 2022 vacancies (the lowest % seen since winter 2021).

The average starting wage among this group of vacancies was around \$22.26 per hour, an inflation-adjusted increase of 2.6% from summer 2021 and 1.7% increase from spring 2022.

Characteristics of Oregon job vacancies were consistent with prior quarters. A typical job vacancy tends to be for a full-time, permanent position.

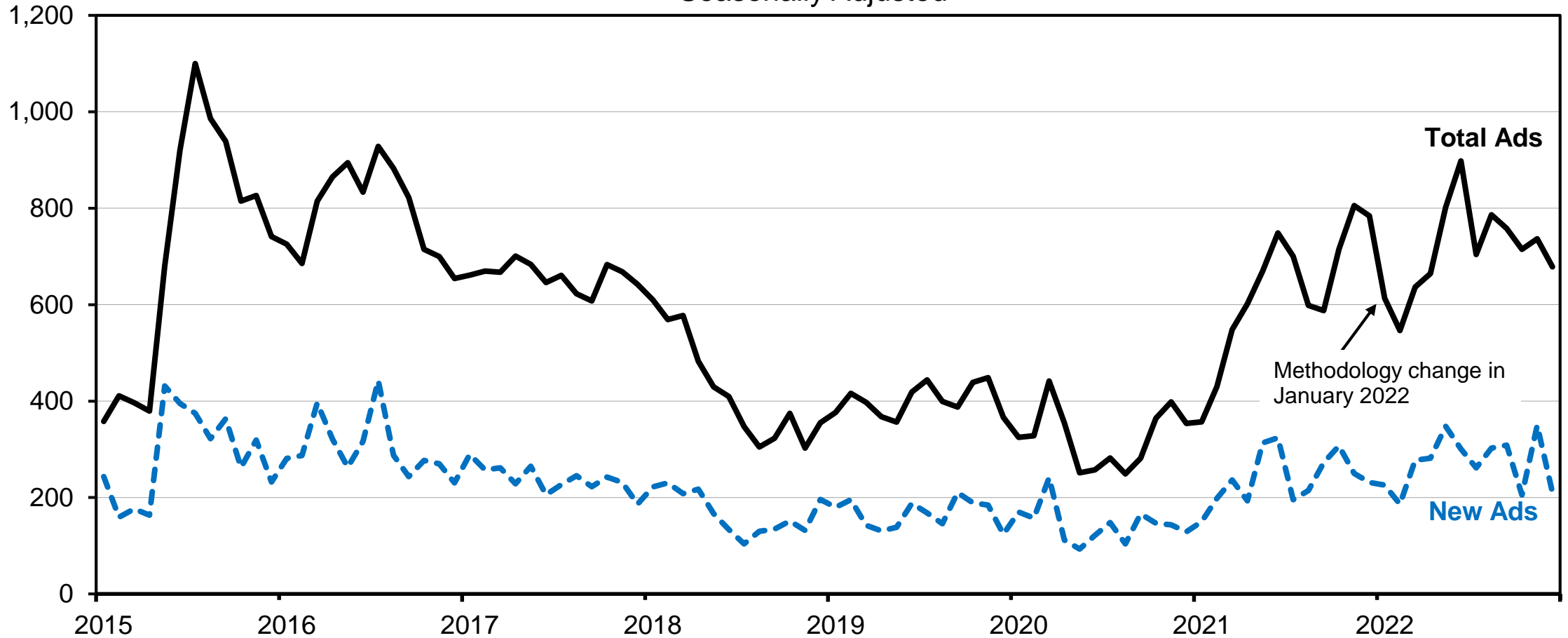
**The number of online ads in the Medford metro area was 2,800 in October.
The number of new ads increased by 100 over the month.**



Source: The Conference Board Help Wanted OnLine™ (HWOL)

The number of online ads in the Grants Pass metro area was 720 in October.
The number of new ads **decreased** by **100** over the month.

Seasonally Adjusted



Source: The Conference Board Help Wanted OnLine™ (HWOL)

Notes from the Federal Reserve Bank's *The Beige Book*

November 30, 2022

Employment and Wages (U.S. Summary)

Hiring and retention difficulties eased further, although labor markets were still described as tight.

Scattered layoffs were reported in the technology, finance, and real estate sectors. However, some contacts expressed a reluctance to shed workers in light of hiring difficulties, even though their labor needs were diminishing.

Wages increased at a moderate pace on average, but a few Districts experienced at least some relaxation of wage pressures.

Opinions about the outlook pointed to stable or slowing employment growth and at least modest further wage growth moving forward.

Retail prices faced downward pressure as consumers increasingly sought discounts. Prices fell for some commodities, including lumber and steel, but food prices increased further or remained elevated in some Districts.

[*Federal Reserve Bank: The Beige Book, November 30, 2022*](#)

Economic Activity (Regional/Oregon)

Labor market conditions remained tight, and employment levels grew at a modest pace.

Demand for retail goods was robust, and activity in the consumer and business services sectors trended up. Demand for manufactured products strengthened on net, while conditions in the agriculture and resource-related sectors were stable but weak.

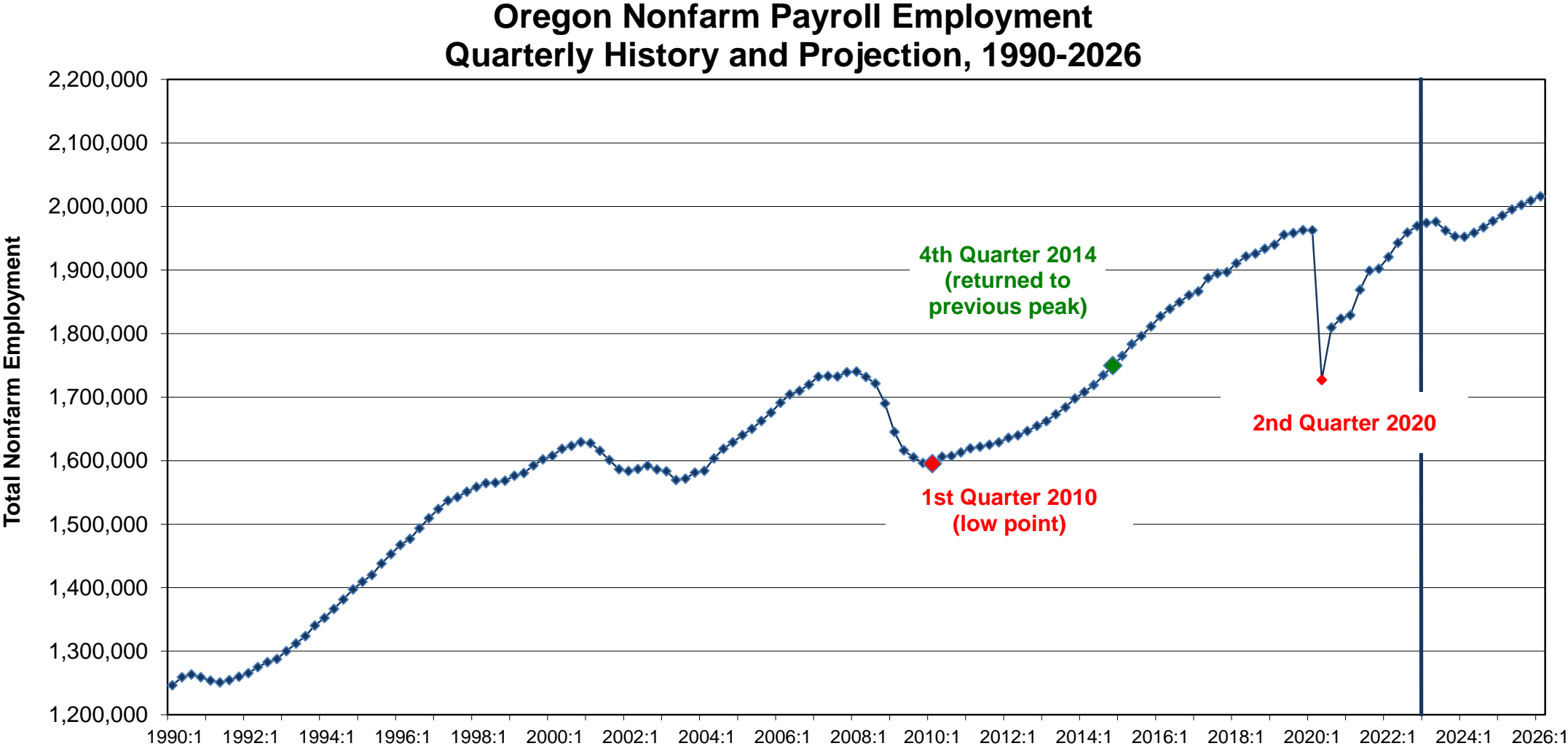
Activity in residential real estate markets weakened moderately, while commercial real estate activity was unchanged overall. Communities across the Twelfth District, and lower-income households in particular, were challenged by elevated living costs.

Contacts expressed concern over a weaker outlook for the economy and increased overall uncertainty.

Ongoing rises in the costs of labor, raw materials, and input services led to higher final prices in several sectors, including hospitality, food services, business services, electronics, health care, pet care, insurance, and financial services.

[Federal Reserve Bank: The Beige Book, November 30, 2022](#)

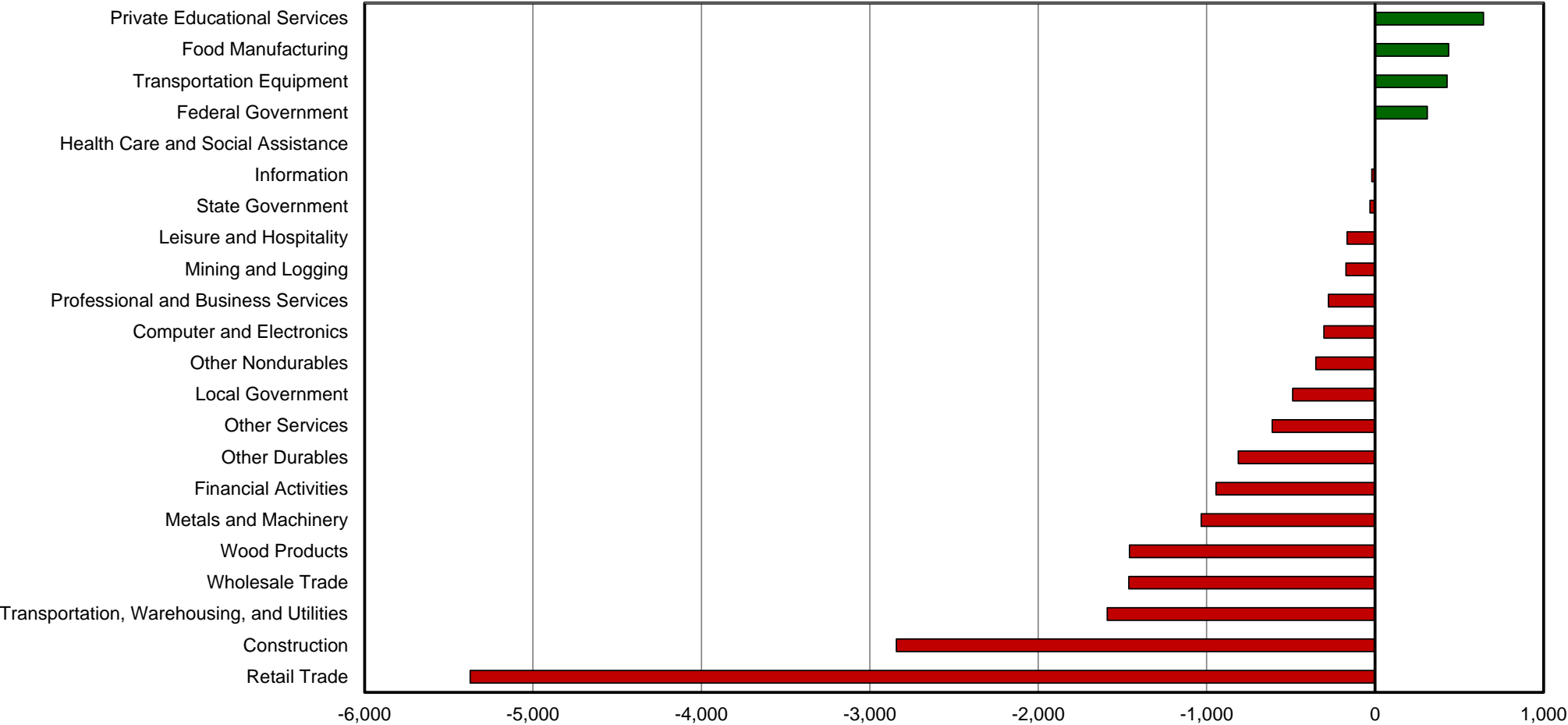
The Office of Economic Analysis forecasts Oregon will lose 16,000 jobs over the next year.



Source: Office of Economic Analysis, Department of Administrative Services, December 2022

OEA expects Oregon to lose about 16,100 jobs in the next 12 months.

Expected Job Changes by Industry Sector Over The Year
(4Q 2022 - 4Q 2023)

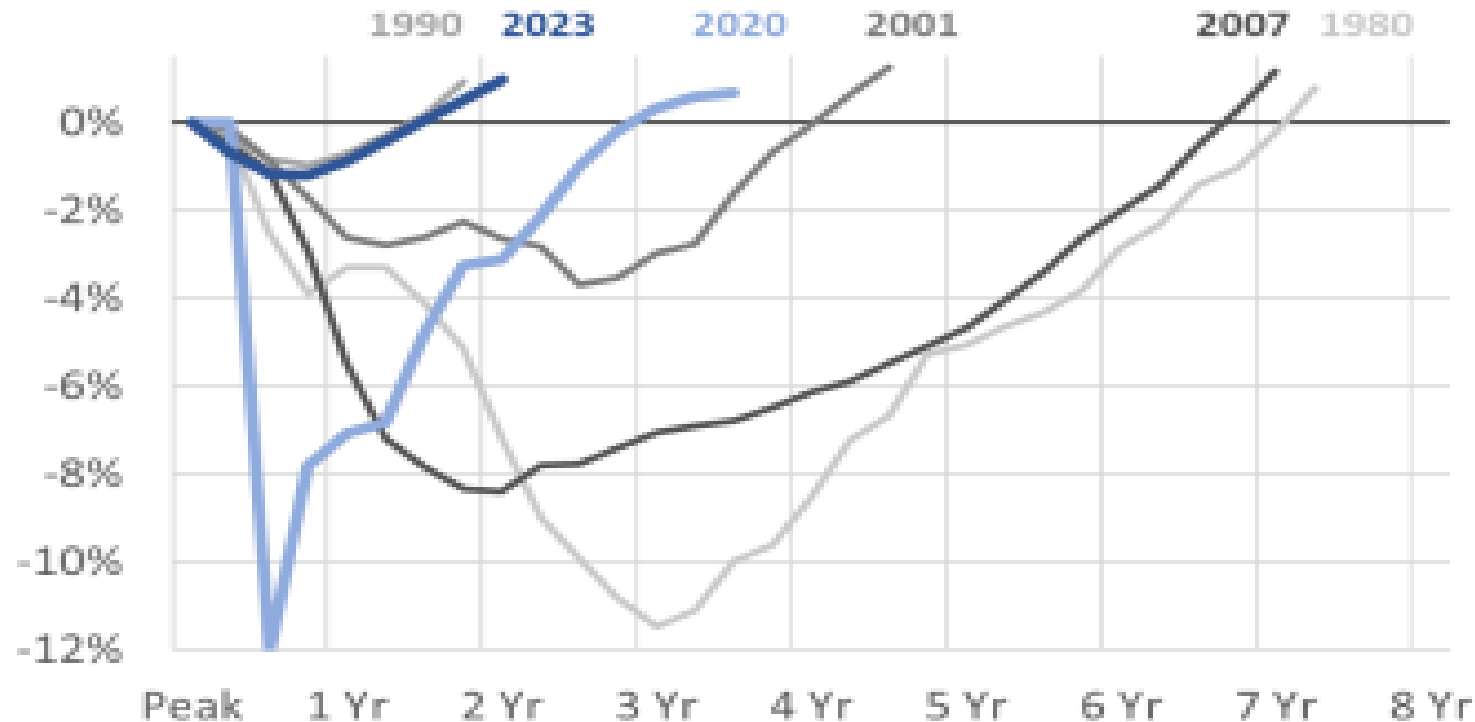


Source: Oregon Employment Department analysis using Oregon Office of Economic Analysis Forecast, December 2022

A mild recession similar to the 1990 downturn is now baseline forecast

Oregon Recession Comparisons

Employment percent change from pre-recession peak

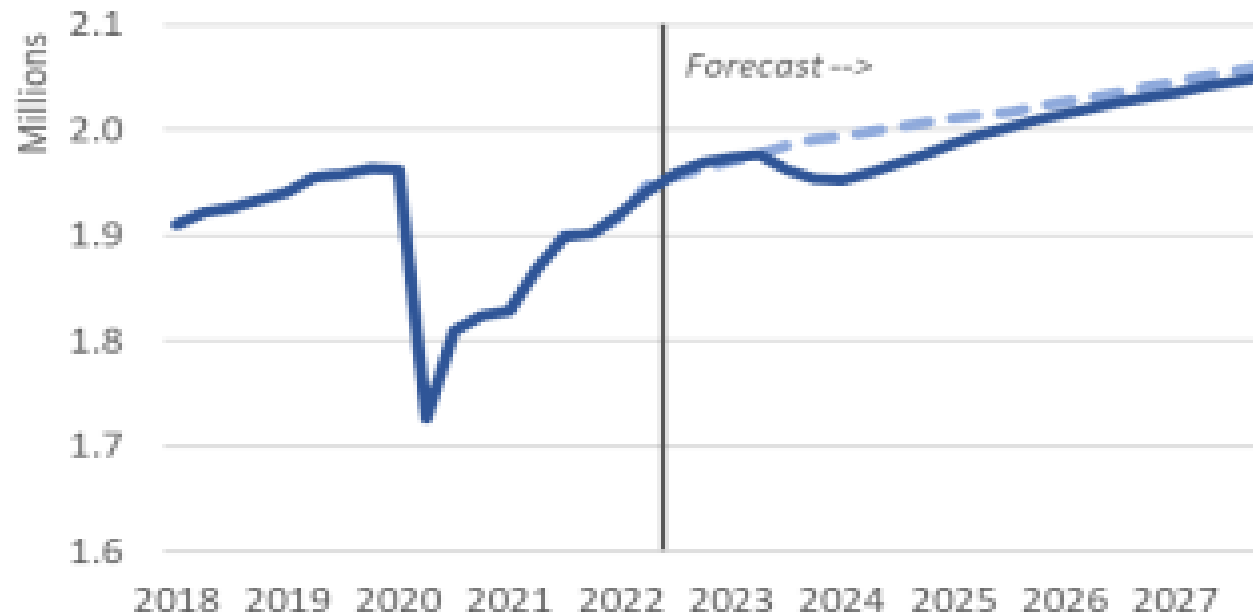


Source: Oregon Employment Department, Oregon Office of Economic Analysis

Oregon employment losses are expected to total 24,000 jobs on net from 2023q2 to 2024q1, for a 1.2 percent decline overall. Growth resumes 2024q2 and the state regains its lost jobs by the end of the year

Oregon Employment

December 2022 Forecast | September 2022 Forecast





Guy Tauer, Regional Economist
Oregon Employment Department
Guy.R.Tauer@ employ.oregon.gov
(541) 816-8396

Thank you for your time and attention today

Rogue Workforce Partnership

Filling the Talent Pipeline

Vision

A strong regional economy and prosperous community fueled by skilled workers, quality jobs and thriving businesses

Mission

Create a demand-driven system that aligns the skills of workers to the needs of employers while improving career pathway accessibility

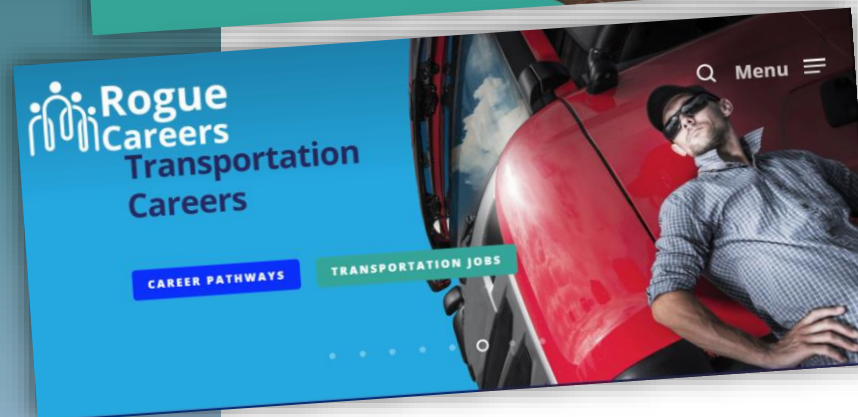
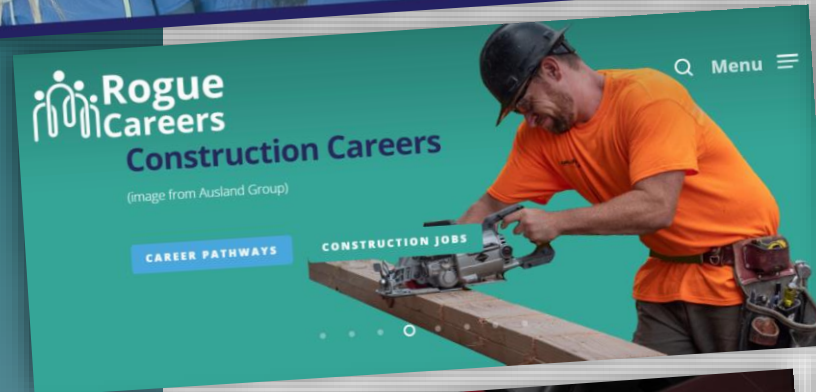
Strategic Road Map

2 overarching objectives & 5 strategies focus & guide us in our work together



Targeted Industry Sectors

- Traded Sector & Other Industries with High-Demand, High-Wage Career Pathways
- Wealth Importers & Wealth Multipliers, Generating Prosperity for All
- Tied to Regional Economic Development Priorities



Reimagine K-20 Education



Reimagine Higher Education

Southern Oregon Education Leadership Council (SOELC)

Randy Weber

Rogue Community College President

Richard J. Bailey, Jr.

Southern Oregon University President

Bret Champion

Medford School District Superintendent

Scott Beveridge

Southern Oregon Education Service District
Superintendent

Heather Stafford

Rogue Workforce Partnership Executive Director

SOELC Objectives & Key Results

- ✦ **Create a “college and career access network”** - *that will guide all learners in this region as they achieve their education and career goals*
- ✦ **Create career “pathways” and “meta-majors”** - *that will enable learners to move seamlessly and efficiently from high school to post-secondary education and employments – and ensure that they have the skills needed to succeed all along the way*
- ✦ **Create a system that guarantees admission to RCC and SOU** - *for all students graduating from regional, accredited high schools with GPA of 2.75 or higher*
- ✦ **Create common course numbering for RCC and SOU general education courses and a reverse transfer options** – *enabling credits earned at either institution to be applied toward programs at the other – to ensure seamless transfer between institutions; improved communications to help high school students and their families better understand how to get the most out of “dual credit” courses and federal financial aid*
- ✦ **Create short-term credentials such as badges & certificates** - *that are aligned with workforce needs and may be “stacked” toward the attainment of two- or four-year degrees, if desired*

Rogue Community College (RCC) and WorkSource Rogue Valley (WSRV) Co-Enrollment

Randy Weber

Rogue Community College President

Stephannie Krunglevich

Program Manager

Rogue Workforce Partnership

Sherri Stratton

Area Manager

WorkSource Rogue Valley



worksource
OREGON
Rogue Valley

Reimagine WorkSource Rogue Valley



**ROGUE WORKFORCE
PARTNERSHIP**




Success Stories

Impact= ROI

Beckie Figueroa

- Current participant working on her Commercial Driver License and starting a trucking career
- Short video on the importance of Life Coaching
- Example of braiding with local and state resources

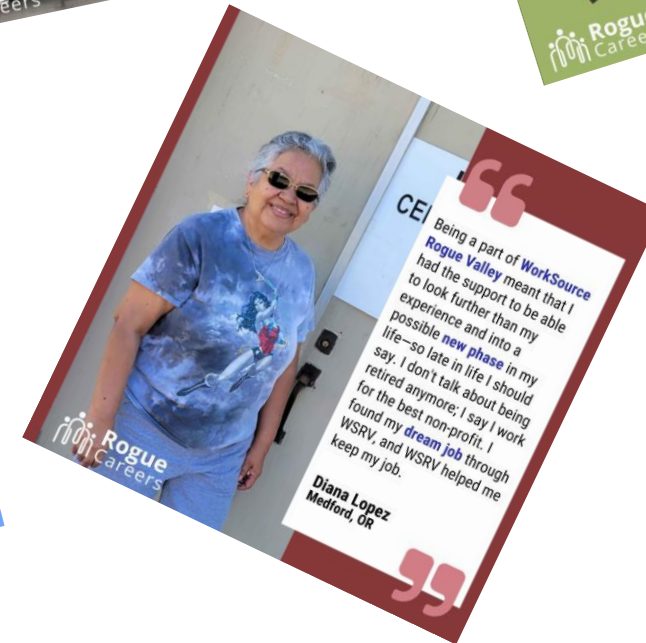
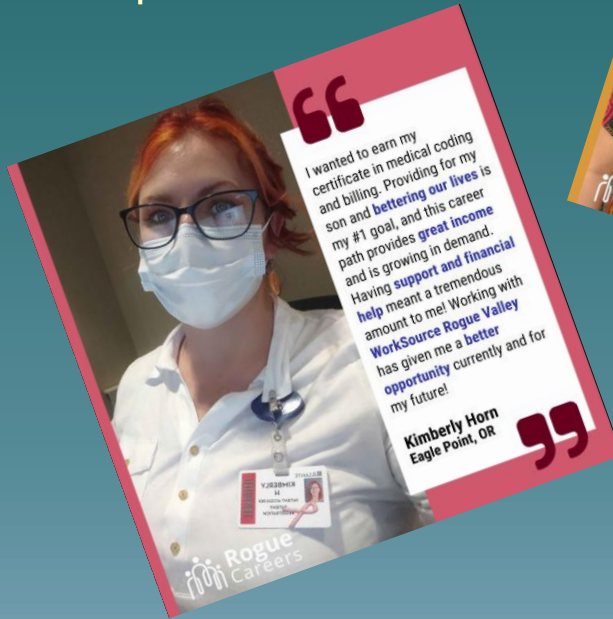
Power of Braiding





Impact = ROI

- More stories with PY+, WSRV, SNAP/STEP, Equus, ODHS, and Empower



See more Success Stories at
<https://roguecareers.org/success/>

WorkSource Rogue Valley All Customers

- Numbers for PY22 are similar to PY21 (Enrollment and Trainings)
- Graph shows all Participants including non-IB who are not represented in upper chart

Stephannie
Krunglevich

Program Manager
Rogue Workforce Partnership

Sherri Stratton

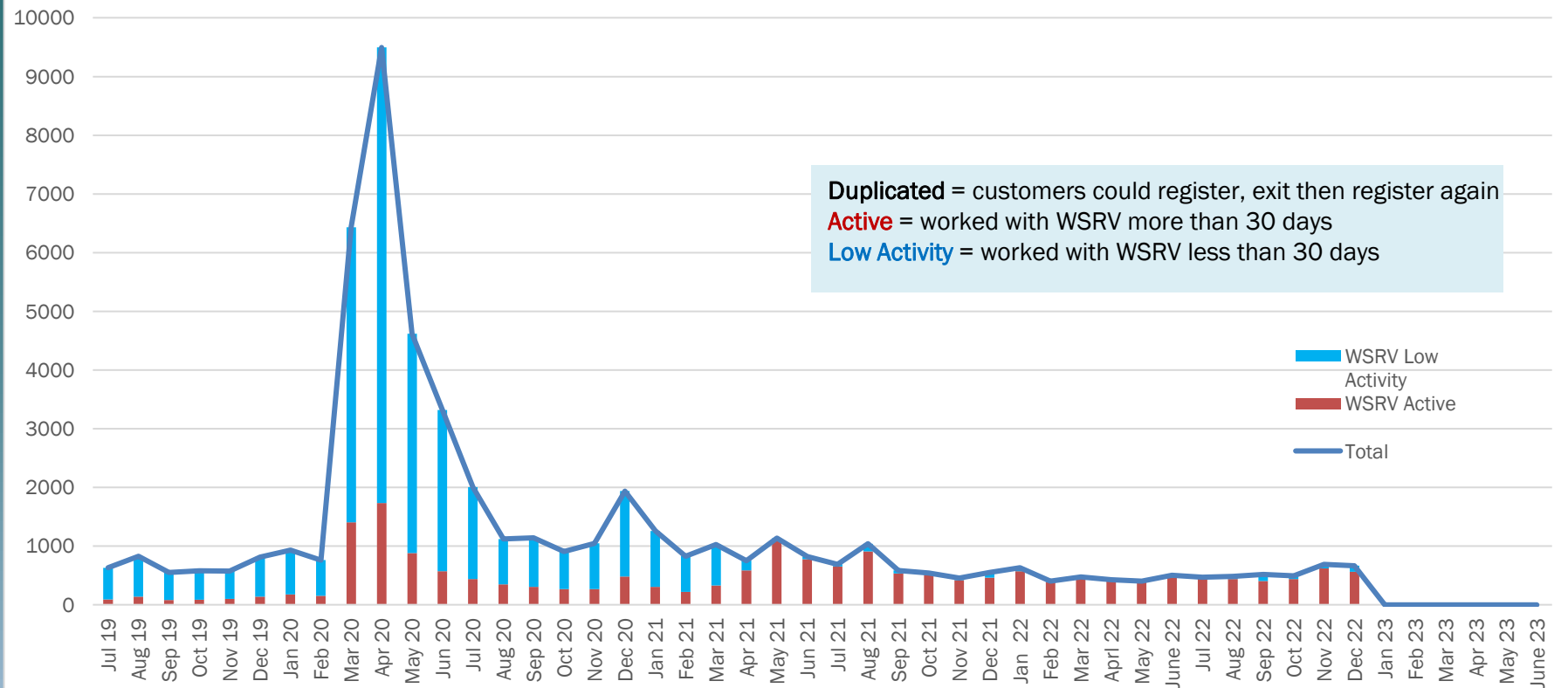
Area Manager
WorkSource Rogue Valley

worksource
OREGON
Rogue Valley



Rogue Valley Job/Career-Seeking Customers				
IB (Adult/DW/Youth), STEP, WorkEx, DWG, P10K, Good Jobs, OHA, OYEP (HECC)				
	PY 2019	PY 2020	PY 2021	PY 2022
Total Customers	4436	1109	3084	2247
Trainings Started	386	242	1131	600
Training Investments	\$ 171,693.80	\$ 246,050.71	\$ 2,717,996.47	\$1,278,916.00
Support Services	\$ 150,763.85	\$ 57,892.27	\$ 1,337,323.43	\$223,025.38

All WSRV OED Customers Registered (Duplicated) June 2019 to December 2022



Title IB and DWG Trainings by Sector

- PY18 – PY21 = **1642**
- PY22 Q1 – Q2 = **431**
- Majority of Trainings continue to be **Occupational Skills**:
 - **Certified Nurse Assistant** (IB, WorkEx, P10K and OHA)
 - **Commercial Drivers License** Trainings (IB, P10K, WorkEx and Good Jobs)
- Of PY22 Trainings, **21%** were **Work Based** (OJT, Internships, Work Experience)

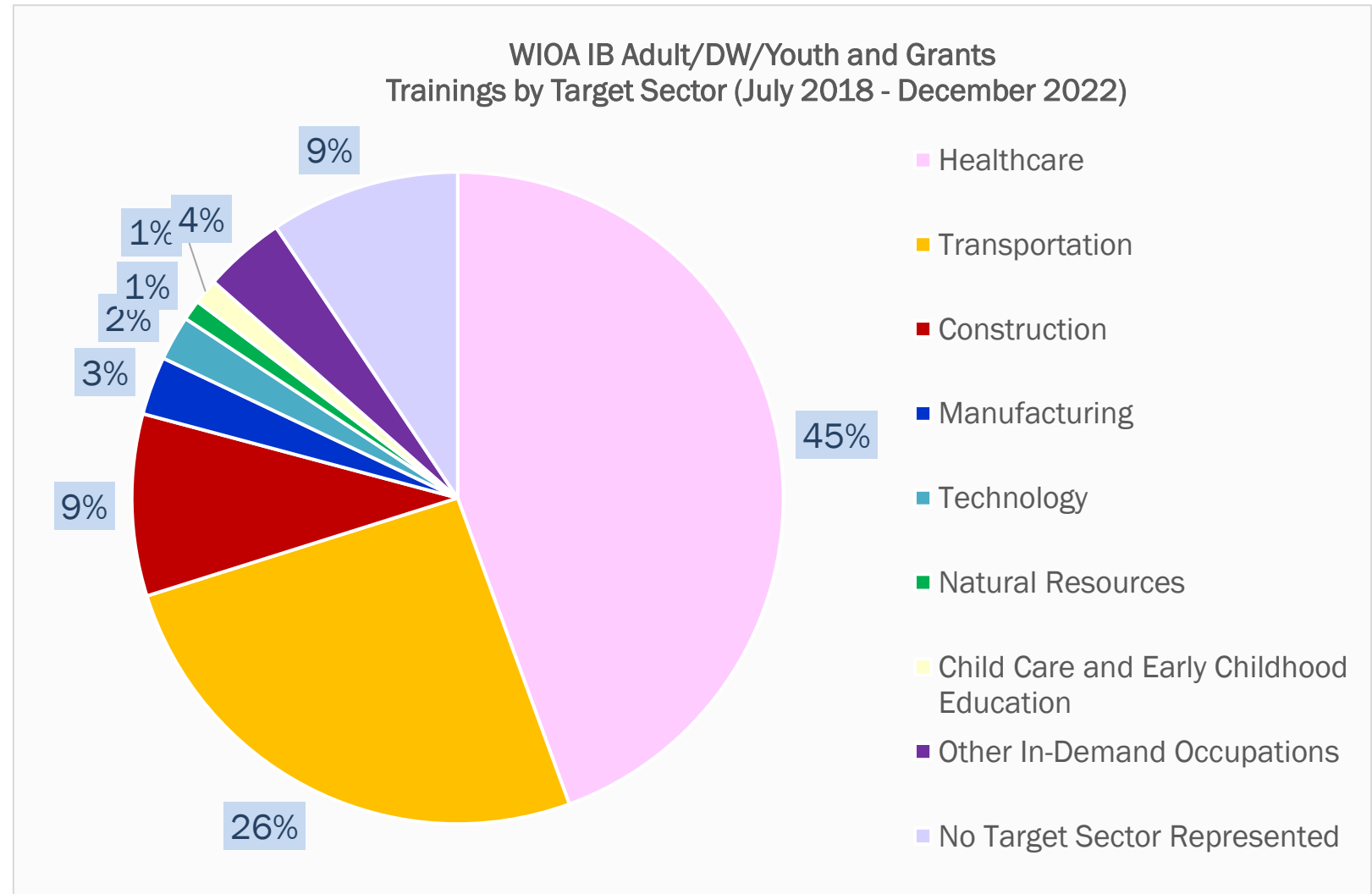


PROJECT
YOUTH+

Title IB + DWG Trainings by Target Sector

(Does not include STEP)

work**source**
OREGON
Rogue Valley



Good Jobs Challenge

- Coordinate with Community Partners
- Diverse populations
- Target Sector Specific
- Leverage Funding Streams

Stephannie

Senior Program Manager
Rogue Workforce Partnership

Target (spring 2024)
100 new CDL's



Southwestern Oregon
SOWIB
Workforce Investment Board

LANE WORKFORCE
PARTNERSHIP

ROGUE WORKFORCE
PARTNERSHIP

worksource | OREGON
Rogue Valley

\$3.5M
for: SOWIB, Lane, RWP
\$896K to RWP

July – Dec 2022

19 Trainings
\$63,976 for Scholarships
\$2,324 Support Services



Learning Community / Longitudinal Data Analytics



Learning Community / Longitudinal Data Analytics

Heather Stafford

Executive Director

Rogue Workforce Partnership

Rogue Valley Update

- ⊕ Re-signed state data sharing agreement with OED
- ⊕ OED Wage and Employment Data
- ⊕ Still working with “Big Data” state level (ODHS and OED collaborating)

Communication & Engagement

- Connecting community with partners and employers
- Job Postings
- Calendar of Events
- Two-way communications

Marketing & Outreach to Job/Career-Seekers of All Ages



PROJECT
YOUTH+

work**source**
OREGON
Rogue Valley



ROGUE WORKFORCE
PARTNERSHIP



Supplemental
Nutrition
Assistance
Program

Social Media & Website Analytics



- Continue to build on communications with Facebook, Instagram, Youtube, LinkedIn and web pages
- High school and community partner outreach is primary focus for 2022-2023!

PROJECT
YOUTH+

worksource
OREGON
Rogue Valley



ROGUE WORKFORCE
PARTNERSHIP



Communications Objective:

- Increase number of clicks to Rogue Careers
- Increase number of likes on Facebook
- Increase number of followers on Instagram
- Increase views on YouTube

Total Social Media Reach

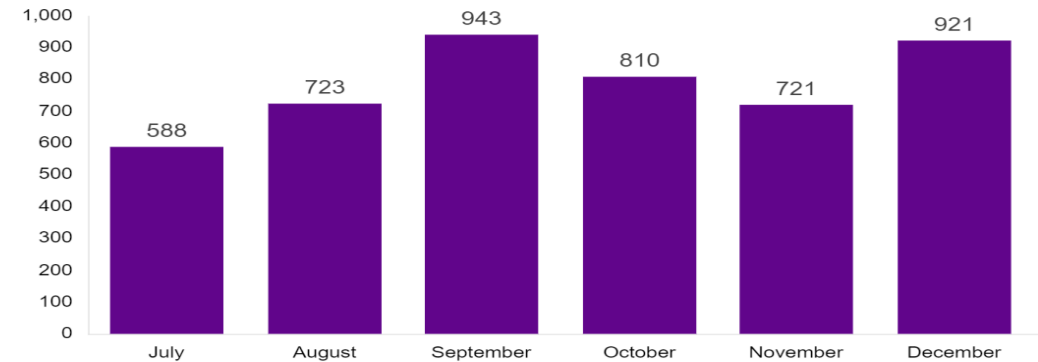
42,762

PY22 Total

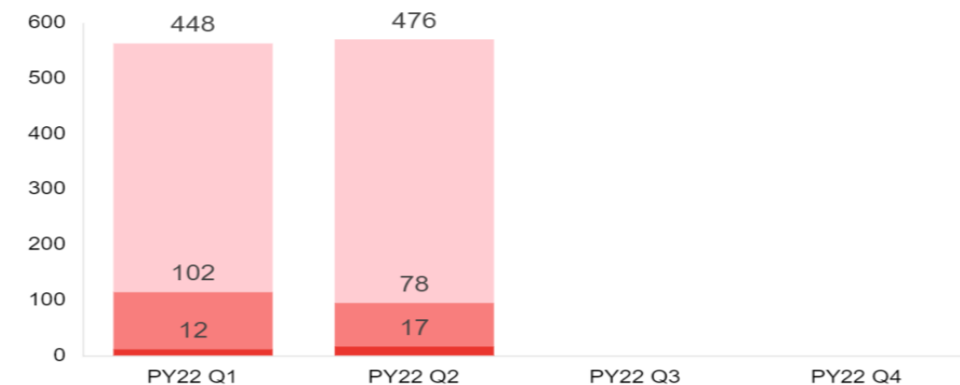
322,447

PY21 Total

Clicks to Rogue Careers by month



PY21 Quarterly Rogue Careers Social Media Reach



● Rogue Careers Facebook/Meta Likes ● Rogue Careers Instagram Followers
● Rogue Careers Youtube Views

[Communications Dashboard PY22](#)

Equity & Holistic Focus



**ROGUE WORKFORCE
PARTNERSHIP**



Ensure We Serve Historically Underserved Populations

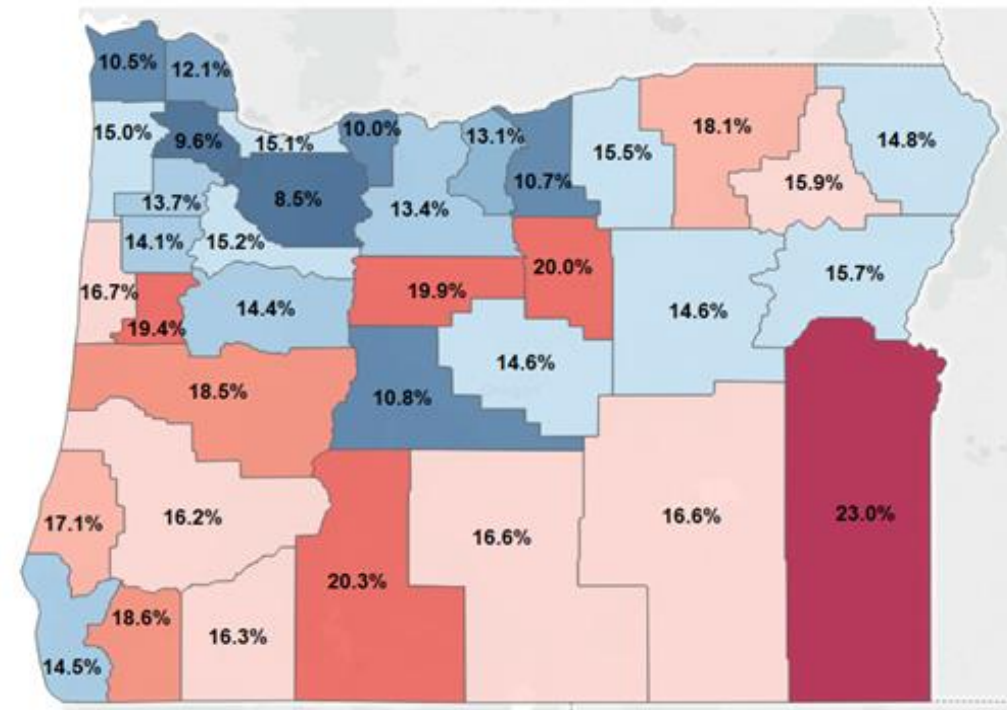
- ✓ Hispanic Workforce
- ✓ Intergenerational Poverty
- ✓ Rural Poverty
- ✓ People with Disabilities
- ✓ Ex-Offenders Reentry / 2nd Chance
- ✓ Other Populations & Communities

Our Emerging Work

- ✦ **Recruiting Hispanic Workers** - *conducting focus groups & a targeted marketing / recruitment campaign to attract workers into targeted industry jobs & career pathways*
- ✦ **Partnering with Community-Based Organizations, Libraries, Healthcare, & others** - *to create equitable access & new career pathways, address lack of awareness on opportunities, overcome barriers, etc.*

Poverty rate is higher in rural counties

Poverty rate by Oregon county from 2014-2018



Source: OCPP analysis of 5-year American Community Survey data.

Oregon Employment Training Association (OETA)

- Now part of Oregon Workforce Partnership
- LLT one-stop operator training moving to state-level
- Annual Event

Heather Stafford
Executive Director
Rogue Workforce Partnership





ROGUE WORKFORCE
PARTNERSHIP

Thank you for Your
Partnership!